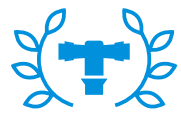




Precision
Agriculture



Perfection
in every
detail

Dripline Connectors & Accessories

2024 v1.0

/ Product Catalog



/ Content

→ Dripline Connectors

Barb Connectors	8
Fast Ring TWD & MWD Connectors	15
Twist Lock TWD & MWD Connectors	22
Twist Lock HWD Connectors	26
FlexNet™ & Lay Flat Connectors	30
Q-Flex™ Risers	33

→ Accessories

Manifolds & Adapters	44
Driplines Holders.....	45
Plugs	46
Spikes	47
Stakes	48
Dr. Zip Adapter	49
Manual Line Flush Valves.....	51
Automatic Line Flush Valves.....	53
NetFlush™ Controlled Flush Valve	55
DNL	57
Pressure Regulators	59
Pressure Indicator.....	65
Hand Tools	66

Products appearing in this catalog may be covered by one or more of the following US Patent Nos. 7644735, 7410108 and other U.S. patents pending or corresponding issued or pending foreign patents. All rights are reserved. You are specifically prohibited and not allowed to reproduce, copy, duplicate, manufacture, supply, sell, hire, distribute or adapt all or any part of this publication including any packaging. Netafim™, are trademarks of Netafim™ Ltd., registered in the U.S. and other countries. We endeavor to provide accurate, quality and detailed information. However we cannot accept liability for your reliance on the provided information and you are advised to independently seek professional advice from Netafim™ and/or its authorized representatives. There is no undertaking by us that the provided information or any part thereof is accurate, complete or up to date. Mention of third-party products is for informational purposes only and constitutes neither an endorsement nor a recommendation. Netafim™ assumes no responsibility with regard to the performance or use of these products. In no event shall Netafim™ be liable for any indirect, incidental, special or consequential damages.



About Netafim

Netafim, Orbia's Precision Agriculture business, is the world's largest irrigation company and the global leader in precision agriculture solutions committed to fight scarcity of food, water and land, for a sustainable future.

Founded in 1965, Netafim pioneered the drip revolution, creating a paradigm shift toward precision irrigation. Today, specializing in end-to-end solutions from the water source to the root zone, Netafim delivers irrigation and greenhouse projects, as well as landscape and mining solutions supported by engineering, project management and financing services. Netafim is also leading the way in digital farming, integrating real-time monitoring, analysis and automated control into one state-of-the-art system.

With 33 subsidiaries, 19 manufacturing plants, 2 recycling plants and 5000 employees worldwide, Netafim delivers innovative, tailor-made irrigation and fertigation solutions to millions of farmers, allowing smallholders to large-scale agricultural producers, in over 110 countries, to grow more with less™.

See how Netafim's solutions are driving sustainable agriculture and a food secure future at www.netafim.com

About Orbia

Orbia is a company driven by a shared purpose: to advance life around the world. Orbia operates in the Polymer Solutions (Vestolit and Alphagary), Building and Infrastructure (Wavin), Precision Agriculture (Netafim), Connectivity Solutions (Dura-Line) and Fluorinated Solutions (Koura) sectors.

The five Orbia business groups have a collective focus on expanding access to health and wellness, reinventing the future of cities and homes, ensuring food and water security, connecting communities to information and accelerating a circular economy with basic and advanced materials, specialty products and innovative solutions. Orbia has commercial activities in more than 110 countries and operations in over 50, with global headquarters in Boston, Mexico City, Amsterdam and Tel Aviv.

To learn more, visit: www.orbia.com





/ Dripline Connectors



Precision
Agriculture



→ Introduction

Netafim™ offers a comprehensive range of dripline connectors made of highly resistant durable polymers. Designed to be extremely user-friendly, functional and reliable, our products meet the highest market standards and are suitable for all types of driplines and pipes. Use the catalog to select the right line for your application: Barb connectors, Fast Ring connectors, Twist Lock connectors and a vast family of complementary connectors.

Note: the illustrations in this catalog are not to scale.



Barb Connectors (p. 8)

Applications

In HWD 0.9, 1.0 and 1.2mm

Benefits

- Highly reliable connector
- Relatively easy to install
- UV resistant
- Durable one-piece construction



Fast Ring Connectors (p. 16)

Applications

In TWD & MWD between 0.13mm (5.0 mil) & 0.63mm (25.0mil)

Benefits

- Highly reliable connector
- Very easy to handle
- In certain models the connector is supplied in one piece (with rings assembled)
- Easily released from the pipe when required
- UV resistant



Twist Lock TWD & MWD Connectors (p. 23)

Applications

In TWD and MWD between 0.13mm (5.0mil) & 0.63mm (25.0mil)

Benefits

- Extremely reliable connector (fastened by a nut)
- Easily released from the pipe when required
- Good resistance to mechanical pull
- Easy to connect both ends of the pipe in sub-surface application
- Highly reliable leak-proof connections



Twist Lock HWD Connectors (p. 26)

Applications

In HWD 0.9, 1.0 and 1.2mm
In LDPE pipes up to 1.4mm

Benefits

- Extremely reliable connector (fastened by a nut)
- Easily released from the pipe when required
- Good resistance to mechanical pull
- Easy to connect both ends of the pipe in sub-surface application
- Highly reliable leak-proof connections

→ Technical Data

Connectors for HWD	Dripline	
	Internal Diameter (mm)	Wall Thickness (mm)
Barb		
12	10.2	1.0 - 1.2
16	14.2	0.9 - 1.2
17	14.6	1.2
20	17.5	1.0 - 1.2
25	22.0	1.5
Fast Ring		Wall Thickness (mil)
12 Blue ring	11.8	6.0 - 25.0
16 Blue ring	16.2	5.0 - 15.0
16 White ring	15.5	20.0 - 25.0
22 Blue ring	22.2	5.0 - 15.0
22 White ring	22.2	20.0 - 32.0
25 Black ring	25.0	8.0 - 25.0
Twist Lock (TWD & MWD)		Wall Thickness (mil)
16	16.2	5.0 - 15.0
	15.5	20.0 - 25.0
22	22.2	6.0 - 25.0
25	25.0	8.0 - 25.0
Twist Lock (HWD)		Wall Thickness (mm)
16	14.2	0.9 - 1.2
20	17.5	1.0 - 1.2

Barb

HWD CONNECTORS

Suitable for heavy wall driplines, our user-friendly and reliable barb connectors prevent leakage for a full range of surface and subsurface drip irrigation installations.



Maximum reliability



High durability



Superb quality

/ Benefits & Features

- Versatile structure for easy installation and minimal maintenance
- UV, chemical-resistant polymer body for extended durability
- Simple design for easy installation and operation, as well as greater labor savings
- Wide array of reuse, recoiling and subsurface for comprehensive application coverage


/ Specifications


- In heavy wall driplines 0.9, 1.0 and 1.2mm

→ Technical Data


Connectors for HWD	Dripline	
	Internal Diameter (mm)	Wall Thickness (mm)
Barb		
12	10.2	1.0 - 1.2
16	14.2	0.9 - 1.2
17	14.6	1.2
20	17.5	1.0 - 1.2
25	22.0	1.5

→ Barb Connectors


Barb Coupling		12mm	16mm	17mm	20mm	25mm
	1 Unit	32500-002200	32500-010735	32500-004280***	32500-060000	32500-021500
	50 Units/Bag	32500-002220	32500-010736	32500-004283***	32500-060025	-
	100 Units/Bag	32500-002230	32500-010737	32500-004290***	32500-060030	-

Barb Reducing Coupling		16-12	17-12	20-12	17-16	20-16	20-17	25-20
	1 Unit	* 010800	* 004100	* 007800	* 004250	* 007900	* 004300	* 014830
	50 Units/Bag	* 010820	* 004120	* 007830	* 004260	* 007920	* 004315	-
	100 Units/Bag	* 010830	-	-	* 004270	* 007930	* 004330	-

Barb Straight MTH ½"		12mm	16mm	17mm	20mm	25mm
	1 Unit	32500-002300	32500-010900	32500-004400	32500-060800	32500-014801
	50 Units/Bag	32500-002306	32500-010920	32500-004430	-	-
	100 Units/Bag	-	-	32500-004440	-	-

Barb Straight MTH ¾"		12mm	16mm	17mm	20mm	25mm
	1 Unit	32500-002400	32500-011000	32500-004490	32500-008100	32500-014825
	50 Units/Bag	32500-002420	32500-011020	32500-004492	32500-008120	-
	100 Units/Bag	-	32500-011030	32500-004493	32500-008130	-


Barb Elbow		12mm	16mm	17mm	20mm	25mm
	1 Unit	32500-003200	32500-012500	32500-050800***	32500-010000	32500-022600
	50 Units/Bag	32500-003220	32500-012520	32500-050812***	32500-010020	-
	100 Units/Bag	32500-003230	32500-012530	32500-050813***	32500-010030	-


Barb Elbow MTH ½"		12mm	16mm	17mm	20mm	25mm
	1 Unit	32500-003300	32500-012700	32500-006000	32500-014500	32500-022650
	50 Units/Bag	32500-003320	32500-012720	32500-006020	32500-014515	-
	100 Units/Bag	-	32500-012730	32500-006030	-	-

Barb Elbow MTH ¾"		12mm	16mm	17mm	20mm	25mm
	1 Unit	32500-003400	32500-012800	32500-006100	32500-010100	32500-022700
	50 Units/Bag	32500-003420	32500-012820	32500-006120	32500-010110	-
	100 Units/Bag	32500-003430	32500-012830	32500-006130	-	-

Barb Tee		12mm	16mm	17mm	20mm	25mm
	1 Unit	32500-002500	32500-011300	32500-050700***	32500-008400	32500-023700
	50 Units/Bag	32500-002520	32500-011320	32500-050712***	32500-008420	-
	100 Units/Bag	32500-002530	32500-011330	32500-050713***	32500-008430	-

Barb Reducing Tee		12-16-12	16-12-16	16-20-16	17-16-17	20-12-20	20-16-20	25-20-25
	1 Unit	* 002600	* 011400	* 011500	* 005000	* 008500	* 008600	* 014850
	50 Units/Bag	* 002620	* 011420	* 011520	* 005020	-	* 008610	-
	100 Units/Bag	* 002630	-	-	-	-	* 008620	-

Barb Tee MTH ½"		12mm	16mm	17mm	20mm	25mm
	1 Unit	32500-002310	32500-011600	32500-004450	32500-014550	32500-023790
	50 Units/Bag	32500-002320	32500-011620	-	-	-
	100 Units/Bag	32500-002330	-	-	-	-

Barb Tee MTH ¾"		12mm	16mm	17mm	20mm	25mm
	1 Unit	-	32500-011800	32500-004800	32500-008800	32500-023800
	50 Units/Bag	-	32500-011820	32500-004820	32500-008820	32500-023805
	100 Units/Bag	-	-	32500-004830	32500-008830	-


Brown background represents brown products


* Catalog number starting with 32500 + (any of next 6 digits)


	ID mm	Wall Thickness		Fits Netafim™ Driplines
		mm	mil	
12 mm	10.2	1.0	39	12010
16 mm	14.2	0.9	35	16009
		1.0	39	16010
		1.2	47	16012
17 mm	14.6	1.2	47	17012
20 mm	17.5	1.0	39	20010
		1.2	47	20012
25 mm	22	1.5		25/4**


** To fit Netafim PE pipes


*** Also suitable for 16mm driplines


Barb "Y" MTH ½"		12mm	16mm	17mm	20mm	25mm
	1 Unit	-	-	32500-004460	-	-
	50 Units/Bag	-	-	-	-	-
	100 Units/Bag	-	-	32500-004475	-	-


Barb "Y" MTH ¾"		12mm	16mm	17mm	20mm	25mm
	1 Unit	32500-002800	32500-011200	32500-004600	32500-008300	-
	50 Units/Bag	32500-002810	32500-011220	32500-004620	32500-008320	-
	100 Units/Bag	-	32500-011230	32500-004630	32500-008330	-


Barb "W" MTH ¾"		12mm	16mm	17mm	20mm	25mm
	1 Unit	32500-002820	32500-012400	32500-005200	32500-009000	-
	50 Units/Bag	32500-002840	32500-012425	32500-005220	32500-009020	-
	100 Units/Bag	-	32500-012430	32500-005230	32500-009030	-


Barb Cross		12mm	16mm	17mm	20mm	25mm
	1 Unit	32500-003180	32500-012450	32500-006300	-	-
	50 Units/Bag	-	-	32500-006320	-	-
	100 Units/Bag	-	-	32500-006330	-	-

Barb Straight FTHL ¾"		12mm	16mm	17mm	20mm	25mm
	1 Unit	-	32500-011100	-	32500-008270	-
	50 Units/Bag	-	32500-011090	-	-	-
	100 Units/Bag	-	32500-011130	-	-	-

Barb Tee FTH ¾"		12mm	16mm	17mm	20mm	25mm
	1 Unit	-	32500-011700	32500-004700	32500-008900	-
	50 Units/Bag	-	32500-011720	32500-004720	32500-008920	-
	100 Units/Bag	-	-	32500-004730	32500-008930	-

Barb Tee FTH 1"		12mm	16mm	17mm	20mm	25mm
	1 Unit	-	-	32500-005500	32500-009400	-
	50 Units/Bag	-	-	32500-005520	32500-009420	-
	100 Units/Bag	-	-	32500-005530	32500-009430	-


Barb x3 FTH ¾"		12mm	16mm	17mm	20mm	25mm
	1 Unit	32500-002900	32500-011900	32500-005100	32500-009100	-
	50 Units/Bag	32500-002920	32500-011920	32500-005120	32500-009120	-
	100 Units/Bag	-	-	32500-005130	32500-009130	-


Barb x3 FTH 1"		12mm	16mm	17mm	20mm	25mm
	1 Unit	-	-	32500-005600	32500-009500	-
	50 Units/Bag	-	-	32500-005610	32500-009520	-
	100 Units/Bag	-	-	32500-005620	32500-009530	-


Brown background represents brown products


ID mm	Wall Thickness		Fits Netafim™ Driplines	
	mm	mil		
12 mm	10.2	1.0	39	12010
16 mm	14.2	0.9	35	16009
		1.0	39	16010
17 mm	14.6	1.2	47	16012
		1.0	39	17012
20 mm	17.5	1.2	47	20010
		1.0	39	20012
25 mm	22	1.5		25/4*


* To fit Netafim PE pipes

Barb x4 FTH 3/4"		12mm	16mm	17mm	20mm	25mm
	1 Unit	32500-003000	32500-012100	32500-005300	32500-009200	-
	50 Units/Bag	32500-003020	32500-012120	32500-005320	32500-009220	-
	100 Units/Bag	-	-	32500-005330	32500-009230	-

Barb x4 FTH 1"		12mm	16mm	17mm	20mm	25mm
	1 Unit	-	-	32500-005700	32500-009600	-
	50 Units/Bag	-	-	32500-005710	32500-009620	-
	100 Units/Bag	-	-	-	32500-009630	-

Barb x6 FTH 3/4"		12mm	16mm	17mm	20mm	25mm
	1 Unit	32500-003100	32500-012300	32500-005400	32500-009300	-
	50 Units/Bag	32500-003120	32500-012320	32500-005420	32500-009320	-
	100 Units/Bag	32500-003130	-	32500-005430	32500-009330	-

Barb x6 FTH 1"		12mm	16mm	17mm	20mm	25mm
	1 Unit	-	-	32500-005800	32500-009800	-
	50 Units/Bag	-	-	32500-005810	32500-009820	-
	100 Units/Bag	-	-	-	32500-009830	-

End Line "8"		12mm	16mm	17mm	20mm	25mm
	1 Unit	32500-003500	32500-013000	32500-013000	32500-014400	-
	50 Units/Bag	32500-003520	32500-013020	32500-013020	32500-014420	-
	100 Units/Bag	32500-003530	32500-013030	32500-013030	32500-014430	-

DL Valve Barb		12mm	16mm	17mm	20mm	25mm
	1 Unit	76220-008680	76220-008700	76220-008800	76220-008900	76220-008920


Barb Connector Tool		16mm & 17mm		20mm
	1 Unit	45000-000004		45000-000005


Brown background represents brown products

ID mm	Wall Thickness		Fits Netafim™ Driplines	
	mm	mil		
12 mm	10.2	1.0	39	12010
16 mm	14.2	0.9	35	16009
		1.0	39	16010
17 mm	14.6	1.2	47	16012
		1.2	47	17012
20 mm	17.5	1.0	39	20010
		1.2	47	20012
25 mm	22	1.5		25/4*

* To fit Netafim PE pipes

→ Insert Start Connectors for PVC Pipes

Start Connector for PVC Barb W/Seal, Model P		12mm	16mm	17mm	20mm	25mm
	1 Unit	32500-003706	32500-013770	32500-006620	32500-010470	-
	50 Units/Bag	-	32500-013785	32500-006630	32500-010485	-
	100 Units/Bag	-	32500-013788	-	32500-010488	-

Start Connector for PVC Barb W/Seal, Model T		12mm	16mm	17mm	20mm	25mm
	1 Unit	32500-024000	32500-013700	32500-006700	32500-010300	32500-018400
	50 Units/Bag	-	32500-013720	32500-006720	32500-010330	32500-018420
	100 Units/Bag	-	32500-013730	32500-006730	32500-010340	-


	ID mm	Wall Thickness		Fits Netafim™ Driplines
		mm	mil	
12 mm	10.2	1.0	39	12010
16 mm	14.2	0.9	35	16009
		1.0	39	16010
		1.2	47	16012
17 mm	14.6	1.2	47	17012
20 mm	17.5	1.0	39	20010
		1.2	47	20012
25 mm	22	1.5		25/4*

* To fit Netafim PE pipes


Recommended hole for barb start connectors:

- 16 mm in PVC pipe up to 4mm wall thickness
 - 16.5 mm in PVC pipe with more than 4mm wall thickness
 - 15.5mm in HDPE pipe with Model T
- Model P grommet - maximum WT 3mm
 - Model T grommet - maximum WT 5.5mm
 - The 'P' model is for flow rate of up to 800l/h
 - Photos show assembly with seal. Connectors are delivered with seals not assembled


Seal for Start Barb Connector Model P

	1 Unit	32500-010450
	50 Units/Bag	32500-010455
	100 Units/Bag	32500-010460


Seal for Start Barb Connector Model T

	1 unit	32000-007000
	50 units/bag	32000-007015
	100 units/bag	32000-007016

Drill Bit for PVC Pipe


	16mm	16.5mm
	45000-002755	45000-002756

Seal EPDM f/16 mm Start Connector f/mines

	1 Unit	32500-013850
	50 Units/Bag	-
	100 Units/Bag	-


Compatible with 32500-010680
Recommended hole for barb start connectors - 19mm
45000-002760 in PE pipe up to 10 mm wall thickness

Barb Coupling

	16mm	
	1 Unit	32500-010680
	50 Units/Bag	32500-010685
	100 Units/Bag	32500-010690

Maximum working pressure - 3.0bar


→ Start Connectors for PE Pipes 32-75mm

Start Connector for PE Pipe, Barb		12mm	16mm	17mm	20mm	25mm
	1 Unit	32500-003705	32500-013750	32500-006600	32500-010350	-
	50 Units/Bag	32500-003702	32500-013760	32500-006605	32500-010370	-
	100 Units/Bag	-	32500-013765	32500-006610	32500-010380	-

✔ Recommended hole for barb start connectors: 8mm


✔ Maximum wall thickness: 6mm without grommet or 3mm with grommet

✔ Installation without grommet suitable only with LDPE / MDPE class 4 & 5


Start connector for PE, Ring (for TWD & MWD)		16mm				
	1 Unit	32500-017770				
	50 Units/Bag	32500-017785				
	100 Units/Bag	32500-017790				

→ Band Start Connectors for PE Pipes 32-50mm


Barb on Saddle to Assemble a Bundled Start Connector		12mm	16mm	17mm	20mm	25mm
	1 Unit	32500-003600	32500-013300	32500-006550	32500-010200	-
	50 Units/Bag	32500-003620	32500-013320	32500-006570	32500-010220	-
	100 Units/Bag	32500-003630	32500-013330	-	-	-

Band to Assemble a Bundled Start Connector		12mm & 16mm	17mm & 20mm
	1 Unit	32500-014000	32500-010500
	50 Units/Bag	32500-014020	32500-010520
	100 Units/Bag	32500-014030	-


Fast 16 on Saddle to Assemble a Bundled Start Connector

	1 Unit	32500-017800
	50 Units/Bag	32500-017820
	100 Units/Bag	32500-017830

Plug on Saddle to Assemble a Bundled Plug


	1 Unit	32500-013400
	50 Units/Bag	32500-013420
	100 Units/Bag	-

Seal to Assemble a Bundled Start Connector 12, 16 & 17


	1 Unit	32500-013900
	50 Units/Bag	32500-013920
	100 Units/Bag	32500-013930

→ Start Screw Connectors for PE 50-75mm

Start Screw Nut Connector for PE, Barb 17


	1 Unit	32500-007100
	50 Units/Bag	32500-007120
	100 Units/Bag	32500-007130

Start Screw Nut Connector for PE, Fast Body W/O Ring

	1 Unit	32500-018500
	50 Units/Bag	32500-018510
	100 Units/Bag	32500-018520

● Recommended hole for screw nut start connectors: 12mm

Start Screw Nut Connector for PE, Fast 16 with Blue Ring (for TWD & MWD)

	1 Unit	32500-018550
	50 Units/Bag	-
	100 Units/Bag	32500-018560

→ 8mm Barb Connectors for 6.3mm ID Driplines (Brown)

Barb Coupling 8 x 8 (Brown)

	1 Unit	32500-002000
	50 Units/Bag	32500-002020
	100 Units/Bag	32500-002030

Barb Elbow 8 x 8 (Brown)

	1 Unit	32500-001900
	50 Units/Bag	32500-001915
	100 Units/Bag	32500-001920

ID mm	Wall Thickness		Fits Netafim™ Driplines
	mm	mil	
6.3	0.8	32	Microdrip 8

Recommended hole: 3 mm

Barb Tee 8 x 8 x 8

	1 Unit	32500-002100
	50 Units/Bag	32500-002115
	100 Units/Bag	32500-002120

Press - Fit 8 - Barb / Male (Brown)

	1 Unit	32500-040000
	50 Units/Bag	-
	100 Units/Bag	-

Press - Fit 8 - Barb / Female (Brown)

	1 Unit	32500-040100
	50 Units/Bag	-
	100 Units/Bag	-

→ 5mm Barb Connectors for 3.0mm ID Micro-Tubes

Barb Tee 5 x 5 x 5 / (Black)

	1 Unit	32500-001500
	50 Units/Bag	32500-001520
	100 Units/Bag	32500-001530
	1000 Units/Bag	32500-001540

Barb Tee 5 x 5 x 5 / (Brown)

	1 Unit	32500-001600
	50 Units/Bag	32500-001620
	100 Units/Bag	-
	1000 Units/Bag	-

ID mm	Wall Thickness		Fits Netafim™ Driplines
	mm	mil	
3.2	0.8	32	3x5 Blank Micro - Tube

* To connect a PE pipe to a micro-tube 3 x 5 or to a manifold

Barb Tee TH 5 X 2 / (Black)

	1 Unit	32500-001300
	50 Units/Bag	32500-001320
	100 Units/Bag	32500-001330
	1000 Units/Bag	32500-001340

Barb Tee TH 5 X 2 / (Brown)

	1 Unit	32500-001400
	50 Units/Bag	-
	100 Units/Bag	-
	1000 Units/Bag	-

Press - Fit Barb / Male *

	1 Unit	32000-001900
	50 Units/Bag	32000-001920
	100 Units/Bag	32000-001930

Press - Fit Barb / Male (Brown) *

	1 Unit	32000-001850
	50 Units/Bag	32000-001860
	100 Units/Bag	32000-001870

Barb/TH Start Connector 5mm

	1 Unit	32500-001100
	50 Units/Bag	32500-001110
	100 Units/Bag	-
	1000 Units/Bag	32500-001140

Tee TH 5 x 5 x 5

	1 Unit	32500-001700
	50 Units/Bag	32500-001720
	100 Units/Bag	32500-001730
	1000 Units/Bag	32500-001740

Fast Ring

TWD & MWD CONNECTORS

Suitable for thin and medium wall driplines, our user-friendly and reliable Fast Ring connectors prevent leakage for a full range of applications.



Maximum
reliability



High
durability



Superb
quality

/ Benefits & Features

- Highly reliable connector
- Very easy to handle
- UV resistant
- Easily released from the pipe when required
- In certain models, the connector is supplied in one piece (with rings assembled)

/ Specifications


- In thin & medium wall driplines between 0.13mm (5.0mil) and 0.63mm (25.0mil)

→ Technical Data


Connectors for TWD & MWD	Dripline	
	Internal Diameter (mm)	Wall Thickness (mil)
Fast Ring		
12 Blue Ring	11.8	6.0 - 25.0
16 Blue Ring	16.2	5.0 - 15.0
16 White Ring	15.5	20.0 - 25.0
22 Blue Ring	22.2	5.0 - 15.0
22 White Ring	22.2	20.0 - 25.0
25 Black Ring	25.0	8.0 - 20.0

→ 12mm Fast Ring Connectors


Fast Coupling with Blue Rings

	1 Unit	32500-002471
	10 Units/bag	32500-002473


Fast Elbow with Blue Ring MTH 1/2"

	1 Unit	32500-003350
	10 Units/bag	32500-003360


Fast Tee with Blue Rings MTH 1/2"

	1 Unit	32500-002560
	10 Units/bag	32500-002565


Fast Barb with Blue Ring

	1 Unit	32500-000002
	10 Units/bag	-


Fast Straight with Blue Ring MTH 1/2"

	1 Unit	32500-002390
	10 Units/bag	32500-002395

Fast with Blue Ring PE Start Connector

	1 Unit	32500-003660
	10 Units/bag	32500-003662


Fast End Line with Blue Ring

	1 unit	32500-003560
	10 units/bag	32500-003565


ID mm	Wall Thickness		Fits Netafim™ Driplines
	mm	mil	
11.8	0.15	6.0	12060
	0.20	8.0	12080
	0.31	12.5	12125
	0.38	15.0	12150
	0.50	20.0	12200
	0.63	25.0	12250

→ 16mm Fast Ring Connectors


Fast Coupling with Blue Rings

	1 Unit	32500-016740
	50 Units/Bag	32500-016760
	100 Units/Bag	32500-016770


Fast Straight with Blue Ring MTH 1/2"

	1 Unit	32500-015100
	50 Units/Bag	32500-015120
	100 Units/Bag	32500-015130


Fast Barb with Blue Ring

	1 Unit	32500-017040
	50 Units/Bag	32500-017060
	100 Units/Bag	32500-017070


Fast Elbow with Blue Ring MTH 1/2"

	1 Unit	32500-015381
	50 Units/Bag	-
	100 Units/Bag	-


Fast Tee with Blue Rings MTH 1/2"

	1 Unit	32500-015341
	50 Units/Bag	-
	100 Units/Bag	-


Fast Coupling

	1 Unit	32500-016720
	50 Units/Bag	32500-016730
	100 Units/Bag	-


Fast Straight MTH 1/2"

	1 Unit	32500-015000
	50 Units/Bag	-
	100 Units/Bag	-


Fast Barb

	1 Unit	32500-017020
	50 Units/Bag	32500-017030
	100 Units/Bag	-

Fast Elbow MTH 1/2"


	1 Unit	32500-015380
	50 Units/Bag	-
	100 Units/Bag	-

Fast Tee MTH 1/2"


	1 Unit	32500-015340
	50 Units/Bag	-
	100 Units/Bag	-

ID mm	Wall Thickness		Fits Netafim™ Driplines
	mm	mil	
16.2	Blue Ring		
	0.13	5.0	16050
	0.14	5.5	16055
	0.15	6.0	16060
	0.20	8.0	16080
	0.25	10.0	16100
	0.31	12.5	16125
15.5	White Ring		
	0.50	20.0	16200
	0.63	25.0	16250


Fast Tee with Blue Rings FTH 3/4"

	1 Unit	32500-016520
	50 Units/Bag	32500-016525
	100 Units/Bag	32500-016530


Fast x 2 with Blue Rings FTH 3/4"

	1 Unit	32500-017850
	50 Units/Bag	32500-017854
	100 Units/Bag	32500-017855


Fast x 3 with Blue Rings FTH 3/4"

	1 Unit	32500-015500
	50 Units/Bag	32500-015520
	100 Units/Bag	32500-015530


Fast x 4 with Blue Rings FTH 3/4"

	1 Unit	32500-015700
	50 Units/Bag	32500-015720
	100 Units/Bag	32500-015730


Fast x 6 with Blue Rings FTH 3/4"

	1 Unit	32500-016550
	50 Units/Bag	32500-016560
	100 Units/Bag	32500-016570


Fast End Line with Blue Ring

	1 Unit	32500-016460
	50 Units/Bag	32500-016480
	100 Units/Bag	32500-016490


Ring (Blue)

	1 Unit	32500-017400
	50 Units/Bag	32500-017420
	100 Units/Bag	32500-017430


Start for PE, on Saddle, Complete (Band + Body + Seal + Blue Ring)

	1 Unit	32500-018000
	50 Units/Bag	32500-018003
	100 Units/Bag	32500-018005


Fast Tee FTH 3/4"

	1 Unit	32500-015300
	50 Units/Bag	32500-015320
	100 Units/Bag	32500-015330


Fast x 2 FTH 3/4"

	1 Unit	32500-017860
	50 Units/Bag	-
	100 Units/Bag	-


Fast x 3 FTH 3/4"

	1 Unit	32500-015400
	50 Units/Bag	32500-015420
	100 Units/Bag	32500-015430


Fast x 4 FTH 3/4"

	1 Unit	32500-015600
	50 Units/Bag	-
	100 Units/Bag	-


Fast x 6 FTH 3/4"

	1 Unit	32500-015800
	50 Units/Bag	-
	100 Units/Bag	32500-015830


Fast End Line

	1 Unit	32500-016450
	50 Units/Bag	-
	100 Units/Bag	32500-016455

Ring (White)

	1 Unit	32500-017600
	50 Units/Bag	32500-017620
	100 Units/Bag	32500-017630

Black Flat Ring for HWD*


	1 Unit	32000-006950
	50 Units/Bag	32000-006975
	100 Units/Bag	32000-006980

* Product suitable for driplines with WT of 0.9, 1.0 & 1.2 mm


ID mm	Wall Thickness		Fits Netafim™ Driplines
	mm	mil	
16.2	Blue Ring		
	0.13	5.0	16050
	0.14	5.5	16055
	0.15	6.0	16060
	0.20	8.0	16080
	0.25	10.0	16100
	0.31	12.5	16125
15.5	White Ring		
	0.50	20.0	16200
	0.63	25.0	16250

→ 22mm Fast Ring Connectors


Fast Coupling with Blue Rings

	1 Unit	32500-021300
	50 Units/Bag	32500-021310
	100 Units/Bag	32500-021320


Fast Straight with Blue Ring MTH 3/4"

	1 Unit	32500-021000
	50 Units/Bag	32500-021019
	100 Units/Bag	32500-021020


Fast Barb with Blue Ring

	1 Unit	32500-021200
	50 Units/Bag	32500-021220
	100 Units/Bag	32500-021230


Fast Elbow with Blue Ring MTH 1/2"

	1 Unit	32500-034020
	50 Units/Bag	-
	100 Units/Bag	32500-034040


Fast Tee with Blue Rings MTH 1/2"

	1 Unit	32500-034120
	50 Units/Bag	-
	100 Units/Bag	32500-034130


Fast Line End with Blue Ring

	1 Unit	32500-060900
	50 Units/Bag	32500-060911
	100 Units/Bag	32500-060912


Ring (Blue)

	1 Unit	32500-022200
	50 Units/Bag	32500-022220
	100 Units/Bag	32500-022225


Fast Coupling

	1 Unit	32500-020800
	50 Units/Bag	-
	100 Units/Bag	-


Fast Straight MTH 3/4"

	1 Unit	32500-020900
	50 Units/Bag	-
	100 Units/Bag	-


Fast Barb

	1 Unit	32500-021100
	50 Units/Bag	-
	100 Units/Bag	-


Fast Elbow MTH 1/2"

	1 Unit	32500-034000
	50 Units/Bag	-
	100 Units/Bag	-


Fast Tee MTH 1/2"

	1 Unit	32500-034100
	50 Units/Bag	-
	100 Units/Bag	-

Fast Line End

	1 Unit	32500-060950
	50 Units/Bag	32500-060951
	100 Units/Bag	32500-060952


Ring (White)

	1 Unit	32500-017740
	50 Units/Bag	32500-017741
	100 Units/Bag	32500-017742


ID mm	Wall Thickness		Fits Netafim™ Driplines
	mm	mil	
22.2	Blue Ring		
	0.13	5.0	22050
	0.15	6.0	22060
	0.18	7.0	22070
	0.20	8.0	22080
	0.25	10.0	22100
	0.31	12.5	22125
	0.34	13.5	22135
	0.38	15.0	22150
	White Ring		
0.50	20.0	22200	
0.63	25.0	22250	

→ 25mm Fast Ring Connectors


Fast Coupling with Black Rings

	1 Unit	32500-019600
	50 Units/Bag	32500-019630
	100 Units/Bag	32500-019650


Fast Straight with Blue Ring MTH 3/4"

	1 Unit	32500-019800
	50 Units/Bag	32500-019840
	100 Units/Bag	32500-019850


Fast Barb with Black Ring

	1 Unit	32500-020000
	50 Units/Bag	32500-020040
	100 Units/Bag	32500-020050


Fast Elbow with Black Ring MTH 1/2"

	1 Unit	32500-034220
	50 Units/Bag	32500-034225
	100 Units/Bag	32500-040025


Ring (Black)

	1 Unit	32500-020100
	50 Units/Bag	-
	100 Units/Bag	32500-020130


Fast Coupling

	1 Unit	32500-019500
	50 Units/Bag	-
	100 Units/Bag	-


Fast Straight MTH 3/4"

	1 Unit	32500-019700
	50 Units/Bag	-
	100 Units/Bag	-

Fast Barb

	1 Unit	32500-019900
	50 Units/Bag	-
	100 Units/Bag	-

Fast Tee with Black Rings MTH 1/2"

	1 Unit	32500-034320
	50 Units/Bag	-
	100 Units/Bag	32500-040030

ID mm	Wall Thickness		Fits Netafim™ Driplines
	mm	mil	
25.0	0.20	8.0	25080
	0.25	10.0	25100
	0.32	12.5	25125
	0.34	13.5	25135
	0.38	15.0	25150
	0.50	20.0	25200

→ Pp Ring Connectors Technical Data





Please note: Pp Ring Connectors parts don't fit the standard fast ring connectors and vice versa.

Connectors for TWD & MWD	Dripline	
	Internal Diameter (mm)	Wall Thickness (mil)
Fast Ring		
16 Blue Ring	16.2	5.0 - 15.0
16 Blue Ring	15.5	20.0
22 Blue Ring	22.2	6.0 - 20.0


→ Pp Ring Connectors Catalog Numbers


Ring Reducing Coupling	Size (mm)	Thread	Catalog No. 1 Unit	Catalog No. 50 Units/Bag	ID mm	Wall Thickness		Fits Netafim™ Driplines
						mm	mil	
	22-16		32510-000030	32510-000031	16.2	Blue Ring		
						0.13	5.0	16050
						0.14	5.5	16055
						0.15	6.0	16060
						0.20	8.0	16080
						0.25	10.0	16100
						0.31	12.5	16125
					0.38	15.0	16150	
Ring Straight FTHL	Size (mm)	Thread	Catalog No. 1 Unit	Catalog No. 50 Units/Bag	15.5	Blue Ring		
	16	¾" FTHL	32510-000080	32510-000081		0.50	20.0	16200
	22		32510-000090	32510-000091	Blue Ring			
Ring Elbow	Size (mm)	Thread	Catalog No. 1 Unit	Catalog No. 50 Units/Bag	22.2	Blue Ring		
	16		32510-000100	32510-000101		0.13	5.0	22050
	22		32510-000110	32510-000111		0.15	6.0	22060
					0.18	7.0	22070	
					0.20	8.0	22080	
					0.25	10.0	22100	
					0.31	12.5	22125	
					0.34	13.5	22135	
					0.38	15.0	22150	
					Blue Ring			
					0.50	20.0	22200	
Ring Reducing Elbow	Size (mm)	Thread	Catalog No. 1 Unit	Catalog No. 50 Units/Bag	16.2	Blue Ring		
	22-16		32510-000120	32510-000121		0.13	5.0	22050
					0.15	6.0	22060	
					0.18	7.0	22070	
					0.20	8.0	22080	
					0.25	10.0	22100	
					0.31	12.5	22125	
					0.34	13.5	22135	
					0.38	15.0	22150	
					Blue Ring			
					0.50	20.0	22200	
Ring Elbow FTHL	Size (mm)	Thread	Catalog No. 1 Unit	Catalog No. 50 Units/Bag	16.2	Blue Ring		
	16	¾" FTHL	32510-000170	32510-000171		0.13	5.0	22050
	22		32510-000180	32510-000181	0.15	6.0	22060	
					0.18	7.0	22070	
					0.20	8.0	22080	
					0.25	10.0	22100	
					0.31	12.5	22125	
					0.34	13.5	22135	
					0.38	15.0	22150	
					Blue Ring			
					0.50	20.0	22200	
Ring Tee	Size (mm)	Thread	Catalog No. 1 Unit	Catalog No. 50 Units/Bag	16.2	Blue Ring		
	16		32510-000190	32510-000191		0.13	5.0	22050
	22		32510-000200	32510-000201	0.15	6.0	22060	
					0.18	7.0	22070	
					0.20	8.0	22080	
					0.25	10.0	22100	
					0.31	12.5	22125	
					0.34	13.5	22135	
					0.38	15.0	22150	
					Blue Ring			
					0.50	20.0	22200	
Ring Reducing Tee	Size (mm)	Thread	Catalog No. 1 Unit	Catalog No. 50 Units/Bag	16.2	Blue Ring		
	22-16-22		32510-000210	32510-000211		0.13	5.0	22050
	16-22-16		32510-000220	32510-000221	0.15	6.0	22060	
					0.18	7.0	22070	
					0.20	8.0	22080	
					0.25	10.0	22100	
					0.31	12.5	22125	
					0.34	13.5	22135	
					0.38	15.0	22150	
					Blue Ring			
					0.50	20.0	22200	

Ring Tee FTHL	Size (mm)	Thread	Catalog No. 1 Unit	Catalog No. 50 Units/Bag
	16	3/4" FTHL	32510-000270	32510-000271
	22		32510-000280	32510-000281


Ring Start LayFlat	Size (mm)	Thread	Catalog No. 1 Unit	Catalog No. 50 Units/Bag
	16 - 3/8"	W/nut S	32510-000290	32510-000291
	22 - 3/8"		32510-000300	32510-000301

Recommended hole for assembling – 14mm

Ring Y MTH	Size (mm)	Thread	Catalog No. 1 Unit	Catalog No. 50 Units/Bag
	16	3/4" MTH	32510-000330	32510-000331
	22		32510-000340	32510-000341

Ring Y FTHL	Size (mm)	Thread	Catalog No. 1 Unit	Catalog No. 50 Units/Bag
	16	3/4" FTHL	32510-000350	32510-000351
	22		32510-000360	32510-000361

→ Pp Ring DL Valves Catalog Numbers

Ring DL Valves	Size (mm)	Thread	Catalog No. 1 Unit	Catalog No. 50 Units/Bag	
	Ring Coupling	16	32540-000520	32540-000521	
	Ring Coupling	22	32540-000530	32540-000531	
	Ring Straight MTH	16	1/2"	32540-000540	32540-000541
	Ring Straight MTH	16	3/4"	32540-000550	32540-000551
	Ring Straight MTH	22	1/2"	32540-000560	32540-000561
	Ring Straight MTH	22	3/4"	32540-000570	32540-000571
	Ring Straight FTH	16	1/2"	32540-000580	32540-000581
	Ring Straight FTH	16	3/4"	32540-000590	32540-000591
	Ring Straight FTH	22	1/2"	32540-000600	32540-000601
	Ring Straight FTH	22	3/4"	32540-000610	32540-000611
	Ring Straight FTHL	16	3/4"	32540-000620	32540-000621
	Ring Straight FTHL	22	3/4"	32540-000630	32540-000631
	Ring Barb LDPE	16-16		32540-000680	32540-000681
	Ring Barb LDPE	22-20		32540-000690	32540-000691

ID mm	Wall Thickness		Fits Netafim™ Driplines
	mm	mil	
16.2	Blue Ring		
	0.13	5.0	16050
	0.14	5.5	16055
	0.15	6.0	16060
	0.20	8.0	16080
	0.25	10.0	16100
	0.31	12.5	16125
15.5	Blue Ring		
	0.50	20.0	16200
22.2	Blue Ring		
	0.13	5.0	22050
	0.15	6.0	22060
	0.18	7.0	22070
	0.20	8.0	22080
	0.25	10.0	22100
	0.31	12.5	22125
	0.34	13.5	22135
	0.38	15.0	22150
	Blue Ring		
0.50	20.0	22200	

Twist Lock

TWD & MWD CONNECTORS

Suitable for thin and medium wall driplines, our user-friendly and highly reliable Twist Lock connectors prevent leakage for a full range of applications.



Maximum reliability



High durability



Leak free

/ Benefits & Features

- Extremely reliable connector (fastened by a nut)
- Easily released from the pipe when required
- Good resistance to mechanical pull
- Easy to connect both ends of the pipe in sub-surface application thanks to the connector's long body (in SDI application when a dripline happens to crack/ blow up needing cut off and repair)
- Leak-proof connections

/ Specifications


- In thin & medium wall driplines between 0.13mm (5.0mil) and 0.63mm (25.0mil)

→ Technical Data


Connectors for TWD&MWD	Dripline	
	Internal Diameter (mm)	Wall Thickness (mil)
Twist Lock (Black Nut)		
16	16.2	5.0 - 15.0
	15.5	20.0 - 25.0
22	22.2	6.0 - 25.0
25	25.0	8.0 - 25.0


* 29mm connectors available upon request


→ Twist Lock (TL) TWD & MWD Connectors


TL Coupling	Size (mm)	Thread	Catalog No. 1 Unit	Catalog No. 50 Units/Bag
	16		32520-000010	32520-000011
	22		32520-000020	32520-000021
	25		32520-000030	32520-000031*

*40 Units/Bag


TL Reducing Coupling	Size (mm)	Thread	Catalog No. 1 Unit	Catalog No. 50 Units/Bag
	22-16		32520-000050	32520-000051


TL Straight MTH	Size (mm)	Thread	Catalog No. 1 Unit	Catalog No. 50 Units/Bag
	16	½" MTH	32520-000060	32520-000061
		¾" MTH	32520-000070	32520-000071
	22	½" MTH	32520-000080	32520-000081
		¾" MTH	32520-000090	32520-000091
	25	¾" MTH	32520-000100	32520-000101


TL Straight FTHL	Size (mm)	Thread	Catalog No. 1 Unit	Catalog No. 50 Units/Bag
	16	¾" FTHL	32520-000110	32520-000111
	22		32520-000120	32520-000121

TL Elbow	Size (mm)	Thread	Catalog No. 1 Unit	Catalog No. 50 Units/Bag
	16		32520-000130	32520-000131
	22		32520-000140	32520-000141


TL Reducing Elbow	Size (mm)	Thread	Catalog No. 1 Unit	Catalog No. 50 Units/Bag
	22-16		32520-000150	32520-000151

TL Elbow MTH	Size (mm)	Thread	Catalog No. 1 Unit	Catalog No. 50 Units/Bag
	16	½" MTH	32520-000160	32520-000161
		¾" MTH	32520-000170	32520-000171
	22	½" MTH	32520-000180	32520-000181
		¾" MTH	32520-000190	32520-000191


TL Elbow FTHL	Size (mm)	Thread	Catalog No. 1 Unit	Catalog No. 50 Units/Bag
	16	¾" FTHL	32520-000200	32520-000201
	22		32520-000210	32520-000211

TL Tee	Size (mm)	Thread	Catalog No. 1 Unit	Catalog No. 50 Units/Bag
	16		32520-000220	32520-000221
	22		32520-000230	32520-000231

ID mm	Wall Thickness	Fits Netafim™ Driplines		
		mm	mil	
16 mm	16.2	0.13	5.0	16050
		0.14	5.5	16055
		0.15	6.0	16060
		0.20	8.0	16080
		0.25	10.0	16100
		0.31	12.5	16125
15.5	15.5	0.38	15.0	16150
		0.50	20.0	16200
22 mm	22.2	0.63	25.0	16250
		0.15	6.0	22060
		0.18	7.0	22070
		0.20	8.0	22080
		0.25	10.0	22100
		0.34	13.5	22135
		0.38	15.0	22150
		0.50	20.0	22200
25 mm	25.0	0.63	25.0	22250
		0.20	8.0	25080
		0.25	10.0	25100
		0.32	12.5	25125
		0.34	13.5	25135
		0.38	15.0	25150
		0.63	25.0	25250


TL Reducing Tee	Size (mm)	Thread	Catalog No. 1 Unit	Catalog No. 50 Units/Bag
	22-16-22		32520-000240	32520-000241
	16-22-16		32520-000250	32520-000251


TL Tee MTH	Size (mm)	Thread	Catalog No. 1 Unit	Catalog No. 50 Units/Bag
	16	½" MTH	32520-000260	32520-000261
		¾" MTH	32520-000270	32520-000271
	22	½" MTH	32520-000280	32520-000281
		¾" MTH	32520-000290	32520-000291


TL Tee FTHL	Size (mm)	Thread	Catalog No. 1 Unit	Catalog No. 50 Units/Bag
	16	¾" FTHL	32520-000300	32520-000301
	22		32520-000310	32520-000311


TL Start LayFlat	Size (mm)	Thread	Catalog No. 1 Unit	Catalog No. 50 Units/Bag
	16 - ⅜"		32520-000670	32520-000671
	16 - ⅜"	w/nut S	32520-000320	32520-000321
	22 - ⅜"		32520-000680	32520-000681
	22 - ⅜"	w/nut S	32520-000330	32520-000331
	22 - ½"		32520-000690	32520-000691

Recommended hole for assembling – 14mm

TL to Barb LDPE Coupling	Size (mm)	Thread	Catalog No. 1 Unit	Catalog No. 50 Units/Bag
	16-16		32520-000340	32520-000341
	22-16		32520-000350	32520-000351
	16-20		32520-000360	32520-000361
	22-20		32520-000370	32520-000371

TL End Line Plug	Size (mm)	Thread	Catalog No. 1 Unit	Catalog No. 50 Units/Bag
	16		32520-000380	32520-000381
	22		32520-000390	32520-000391
	25		32520-000400	32520-000401

TL Y MTH	Size (mm)	Thread	Catalog No. 1 Unit	Catalog No. 50 Units/Bag
	16	¾" MTH	32520-000580	32520-000581
	22		32520-000590	32520-000591

TL Y FTHL	Size (mm)	Thread	Catalog No. 1 Unit	Catalog No. 50 Units/Bag
	16	¾" FTHL	32520-000600	32520-000601
	22		32520-000610	32520-000611

	ID mm	Wall Thickness		Fits Netafim™ Driplines
		mm	mil	
16 mm	16.2	0.13	5.0	16050
		0.14	5.5	16055
		0.15	6.0	16060
		0.20	8.0	16080
		0.25	10.0	16100
		0.31	12.5	16125
15.5	15.5	0.38	15.0	16150
		0.50	20.0	16200
		0.63	25.0	16250
22 mm	22.2	0.15	6.0	22060
		0.18	7.0	22070
		0.20	8.0	22080
		0.25	10.0	22100
		0.34	13.5	22135
		0.38	15.0	22150
25 mm	25.0	0.50	20.0	22200
		0.63	25.0	22250
		0.20	8.0	25080
		0.25	10.0	25100
		0.32	12.5	25125
		0.34	13.5	25135
		0.38	15.0	25150
		0.63	25.0	25250

→ TL DL Valves Catalog Numbers

TL DL Valves	Size (mm)	Thread	Catalog No. 1 Unit	Catalog No. 50 Units/Bag
TL Coupling	16		32540-000130	32540-000131
TL Coupling	22		32540-000140	32540-000141
TL Straight MTH	16	1/2"	32540-000150	32540-000151
TL Straight MTH	16	3/4"	32540-000160	32540-000161
TL Straight MTH	22	1/2"	32540-000170	32540-000171
TL Straight MTH	22	3/4"	32540-000180	32540-000181
TL Straight FTH	16	1/2"	32540-000190	32540-000191
TL Straight FTH	16	3/4"	32540-000200	32540-000201
TL Straight FTH	22	1/2"	32540-000210	32540-000211
TL Straight FTH	22	3/4"	32540-000220	32540-000221
TL Straight FTHL	16	3/4"	32540-000230	32540-000231
TL Straight FTHL	22	3/4"	32540-000240	32540-000241
TL Start LDPE *	16-6		32540-000250	32540-000251
TL Start LDPE **	16-9		32540-000260	32540-000261
TL Start LDPE **	22-9		32540-000270	32540-000271
TL Start LayFlat	16		32540-000280	32540-000281
TL Start LayFlat	22		32540-000290	32540-000291
TL TWD Barb LDPE	16-16		32540-000660	32540-000661
TL TWD Barb LDPE	22-20		32540-000670	32540-000671



ID mm	Wall Thickness		Fits Netafim™ Driplines	
	mm	mil		
16 mm	16.2	0.13	5.0	16050
		0.14	5.5	16055
		0.15	6.0	16060
		0.20	8.0	16080
		0.25	10.0	16100
	15.5	0.31	12.5	16125
		0.38	15.0	16150
		0.50	20.0	16200
		0.63	25.0	16250
		22 mm	22.2	0.15
0.18	7.0			22070
0.20	8.0			22080
0.25	10.0			22100
0.34	13.5			22135
0.38	15.0			22150
0.50	20.0			22200
0.63	25.0			22250
25 mm	25.0	0.20	8.0	25080
		0.25	10.0	25100
		0.32	12.5	25125
		0.34	13.5	25135
		0.38	15.0	25150
0.63	25.0	25250		

* Recommended hole for start connectors: 5mm

** Recommended hole for start connectors: 78-mm

Twist Lock

HWD CONNECTORS

Suitable for heavy wall driplines, our user-friendly and highly reliable Twist Lock connectors ensure leak-proof connections for a full range of applications.



Maximum reliability



High durability



Leak free

/ Benefits & Features

- Extremely reliable connector (fastened by a nut)
- Easily released from the pipe when required
- Good resistance to mechanical pull
- Easy to connect both ends of the pipe in sub-surface application thanks to the connector's long body (in SDI application when a dripline happens to crack/ blow up needing cut off and repair)
- Leak-proof connections

/ Specifications


- In heavy wall driplines 0.9, 1.0 and 1.2mm
- In LDPE pipes up to 1.4mm

→ Technical Data

Connectors for HWD	Dripline	
	Internal Diameter (mm)	Wall Thickness (mm)
Twist Lock (Black Nut)		
16	14.2	0.9 - 1.2
20	17.5	1.0 - 1.2


* 18 & 22/23 mm connectors available upon request


→ Twist Lock (TL) HWD Connectors

TL HWD Coupling	Size (mm)	Thread	Catalog No. 1 Unit	Catalog No. 50 Units/Bag
	16		32530-000010	32530-000011
	20		32530-000030	32530-000031

TL HWD Reducing Coupling	Size (mm)	Thread	Catalog No. 1 Unit	Catalog No. 50 Units/Bag
	20-16		32530-000050	32530-000051


TL HWD Straight MTH	Size (mm)	Thread	Catalog No. 1 Unit	Catalog No. 50 Units/Bag
	16	½" MTH	32530-000060	32530-000061
		¾" MTH	32530-000070	32530-000071
	20	½" MTH	32530-000080	32530-000081
		¾" MTH	32530-000090	32530-000091

TL HWD Straight FTHL	Size (mm)	Thread	Catalog No. 1 Unit	Catalog No. 50 Units/Bag
	16	¾" FTHL	32530-000100	32530-000101
	20		32530-000110	32530-000111


TL HWD Elbow	Size (mm)	Thread	Catalog No. 1 Unit	Catalog No. 50 Units/Bag
	16		32530-000120	32530-000121
	20		32530-000130	32530-000131


TL HWD Reducing Elbow	Size (mm)	Thread	Catalog No. 1 Unit	Catalog No. 50 Units/Bag
	20-16		32530-000140	32530-000141

TL HWD Elbow MTH	Size (mm)	Thread	Catalog No. 1 Unit	Catalog No. 50 Units/Bag
	16	½" MTH	32530-000150	32530-000151
		¾" MTH	32530-000160	32530-000161
	20	½" MTH	32530-000170	32530-000171
		¾" MTH	32530-000180	32530-000181


TL HWD Elbow FTHL	Size (mm)	Thread	Catalog No. 1 Unit	Catalog No. 50 Units/Bag
	16	¾" FTHL	32530-000190	32530-000191
	20		32530-000200	32530-000201


	ID mm	Wall Thickness		Fits Netafim™ Driplines
		mm	mil	
16 mm	14.2	0.9	35	16009
		1.0	39	16010
		1.2	47	16012
20 mm	17.5	1.0	39	20010
		1.2	47	20012

TL HWD Tee	Size (mm)	Thread	Catalog No. 1 Unit	Catalog No. 50 Units/Bag
	16		32530-000210	32530-000211
	20		32530-000220	32530-000221


TL HWD Reducing Tee	Size (mm)	Thread	Catalog No. 1 Unit	Catalog No. 50 Units/Bag
	20-16-20		32530-000230	32530-000231
	16-20-16		32530-000240	32530-000241


TL HWD Tee MTH	Size (mm)	Thread	Catalog No. 1 Unit	Catalog No. 50 Units/Bag
	16	½" MTH	32530-000250	32530-000251
		¾" MTH	32530-000260	32530-000261
	20	½" MTH	32530-000270	32530-000271
		¾" MTH	32530-000280	32530-000281


TL HWD Tee FTHL	Size (mm)	Thread	Catalog No. 1 Unit	Catalog No. 50 Units/Bag
	16	¾" FTHL	32530-000290	32530-000291
	20		32530-000300	32530-000301


TL HWD Start LayFlat	Size (mm)	Thread	Catalog No. 1 Unit	Catalog No. 50 Units/Bag
	16 - ¾"	w/nut S	32530-000390	32530-000391
	20 - ¾"		32530-000400	32530-000401

Recommended hole for assembling – 14mm


TL HWD to TL TWD Coupling	Size (mm)	Thread	Catalog No. 1 Unit	Catalog No. 50 Units/Bag
	16-16		32530-000310	32530-000311
	16-22		32530-000320	32530-000321
	20-16		32530-000330	32530-000331
	20-22		32530-000340	32530-000341

TL HWD to Ring Coupling	Size (mm)	Thread	Catalog No. 1 Unit	Catalog No. 50 Units/Bag
	16-16		32530-000350	32530-000351
	16-22		32530-000360	32530-000361
	20-16		32530-000370	32530-000371
	20-22		32530-000380	32530-000381


TL HWD to Barb LDPE Coupling	Size (mm)	Thread	Catalog No. 1 Unit	Catalog No. 50 Units/Bag
	16-16		32530-000410	32530-000411
	20-16		32530-000420	32530-000421
	16-20		32530-000430	32530-000431
	20-20		32530-000440	32530-000441

TL HWD End Line Plug	Size (mm)	Thread	Catalog No. 1 Unit	Catalog No. 50 Units/Bag
	16		32530-000450	32530-000451
	20		32530-000460	32530-000461

	ID mm	Wall Thickness		Fits Netafim™ Driplines
		mm	mil	
16 mm	14.2	0.9	35	16009
		1.0	39	16010
		1.2	47	16012
20 mm	17.5	1.0	39	20010
		1.2	47	20012

TL HWD Y MTH	Size (mm)	Thread	Catalog No. 1 Unit	Catalog No. 50 Units/Bag
	16	3/4" MTH	32530-000470	32530-000471
	20		32530-000480	32530-000481*


* Catalog number for 30 Units / Bag

TL HWD Y FTHL	Size (mm)	Thread	Catalog No. 1 Unit	Catalog No. 50 Units/Bag
	16	3/4" FTHL	32530-000490	32530-000491
	20		32530-000500	32530-000501

	ID mm	Wall Thickness		Fits Netafim™ Driplines
		mm	mil	
16 mm	14.2	0.9	35	16009
		1.0	39	16010
		1.2	47	16012
20 mm	17.5	1.0	39	20010
		1.2	47	20012

** Recommended hole for start connectors: 78-mm

→ TL HWD DL Valves Catalog Numbers

TL HWD DL Valves	Size (mm)	Thread	Catalog No. 1 Unit	Catalog No. 50 Units/Bag	
	TL HWD Coupling	16		32540-000300	32540-000301
	TL HWD Coupling	20		32540-000320	32540-000321
	TL HWD Straight MTH	16	1/2" MTH	32540-000340	32540-000341
	TL HWD Straight MTH	16	3/4" MTH	32540-000350	32540-000351
	TL HWD Straight MTH	20	1/2" MTH	32540-000380	32540-000381
	TL HWD Straight MTH	20	3/4" MTH	32540-000390	32540-000391
	TL HWD Straight FTH	16	1/2" FTH	32540-000420	32540-000421
	TL HWD Straight FTH	16	3/4" FTH	32540-000430	32540-000431
	TL HWD Straight FTH	20	1/2" FTH	32540-000440	32540-000441
	TL HWD Straight FTH	20	3/4" FTH	32540-000450	32540-000451
	TL Straight FTHL	16	3/4" FTHL	32540-000460	32540-000461
	TL Straight FTHL	20	3/4" FTHL	32540-000470	32540-000471
	TL Start LDPE **	16-9		32540-000480	32540-000481
	TL Start LDPE **	20-9		32540-000500	32540-000501

FlexNet™ & Lay Flat Connectors

Enables quick and easy installation while connecting the driplines to the submain pipe.



Maximum
reliability



High
durability



Easy
installation


/ Benefits & Features


- Highly reliable connectors
- Made for toughness
- Easy to handle
- Versatile wide range of products
- UV resistant


/ Specifications


- Made of UV resistant polypropylene and acetal
- Suitable for connection of all type of driplines


→ Start Connectors for LAY Flat (LYF) Pipes & Spare Parts

LYF Fast Start Connector W/Ring		16mm	22mm
	1 Unit	32500-018045	32500-018260
	50 Units/Bag	-	32500-018263
	100 Units/Bag	32500-018046	32500-018264


LYF Barb Start Connector		16mm	17mm	20mm
	1 Unit	32500-013340	32500-007555	32500-010255
	50 Units/Bag	-	32500-007556	32500-010257
	100 Units/Bag	32500-013360	32500-007557	32500-010260


LYF 3/4" MTH Start Connector		
	1 Unit	32500-018085
	50 Units/Bag	-
	100 Units/Bag	-


LYF Nut		3/8" ID	1/2" ID
	1 Unit	32500-018075	32500-018255
	50 Units/Bag	-	-
	100 Units/Bag	-	-


LYF Repair Device MTH		3/8" ID - 1/2"	1/2" ID - 1/2"
	1 Unit	32500-018030	32500-018035
	50 Units/Bag	-	-
	100 Units/Bag	32500-018033	32500-018039

→ Start Connectors for LAY Flat (LYF) Pipes & FlexNet™


FXN & LYF Barb Adapter FTH 1/2"		16mm	17mm	20mm	23mm
	1 Unit	32500-013380	32500-007560	32500-010275	32500-010290
	50 Units/Bag	-	-	-	-
	100 Units/Bag	32500-013390	32500-007562	32500-010280	32500-010292


FXN & LYF Fast W/O Ring Adapter FTH 1/2"		16mm	22mm
	1 Unit	32500-018065	32500-018245
	50 Units/Bag	-	-
	100 Units/Bag	-	-


FXN & LYF Fast with Assembly Ring Adapter FTH 1/2"		16mm	22mm
	1 Unit	32500-018047	32500-018265
	50 Units/Bag	-	-
	100 Units/Bag	32500-018049	32500-018268


FXN & LYF 3/4" MTH Adapter FTH 1/2"		
	1 Unit	32500-018095
	50 Units/Bag	-
	100 Units/Bag	32500-018098


→ Start Connectors for FlexNet™


FXN Barb Start Connector		16mm	17mm	20mm
	1 Unit	-	-	-
	50 Units/Bag	-	-	-
	100 Units/Bag	32500-024250	32500-024300	32500-024350


FXN Barb Fast Start Connector W/Ring		16mm	22mm
	1 Unit	-	-
	50 Units/Bag	-	-
	100 Units/Bag	32500-024450	32500-024200


FXN ¼" MTH Start Connector		
	1 Unit	32500-024370
	50 Units/Bag	-
	100 Units/Bag	32500-024400

FXN ¼" Nut Start Connector		
	1 Unit	32500-024620
	50 Units/Bag	-
	100 Units/Bag	32500-024640

FXN ¼" MTH Start Connector		
	1 Unit	32500-024600
	50 Units/Bag	-
	100 Units/Bag	32500-024610

FXN ½" FTH Start Connector		
	1 Unit	32500-042300
	50 Units/Bag	-
	100 Units/Bag	-


FXN Repair Start Connector		
	1 Unit	-
	50 Units/Bag	32500-024750
	100 Units/Bag	-

FXN Plug Connector		
	1 Unit	-
	50 Units/Bag	32500-024150
	100 Units/Bag	-

Q-Flex™

UNIQUE KINK-RESISTANT FLEXIBLE RISER

Innovative flexible solution to connect driplines to sub mains. Unique solution for dripline riser take-offs, suits both surface and sub-surface applications.



Kink-free



Pre-assembled



Labor saving

/ Benefits & Features

- Prevent local pressure losses or flow restriction, thanks to kink-resistance
- Verstaile pre-assembled options for thin wall, medium wall and heavy wall driplines
- Saves labor, simplifies and shortens the installation process
- Configurable for diverse connectors options, customizable for connecting driplines to grommet take-offs or threaded connections in sub mains

/ Specifications

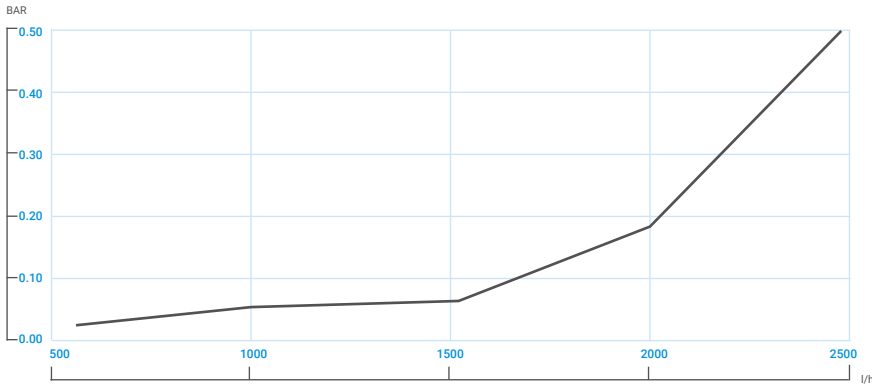
	Q-Flex™ HP	Q-Flex™ LP
Materials	UV resistant corrugated Polypropylene	
Diameter (mm)	20	16
Maximum Pressure	4bar (0 - 40 c°)	2.8bar (0 - 40 c°)
Elongation	<3% 4bar	<3% 2.8bar
Minimum kink radius (with buckling)	31.5mm	

Q-Flex™

→ Q-Flex™ Complementary Products

Illustration	Product Description	Catalog Number
	Elbow 1/2" FTH - 1/2" MTH W self seal	76200-012500
	Tee 1/2" FTH 1/2" MTH 1/2" FTH	78220-003390
	Coupling 20 x 20 (to repair corrugated pipe Q-Flex™ HP)	75000-001010
	Coupling 16 x 16 (to repair corrugated pipe Q-Flex™ LP)	75000-001000

→ Q-Flex™ HP Head Loss, 1.0meter Length



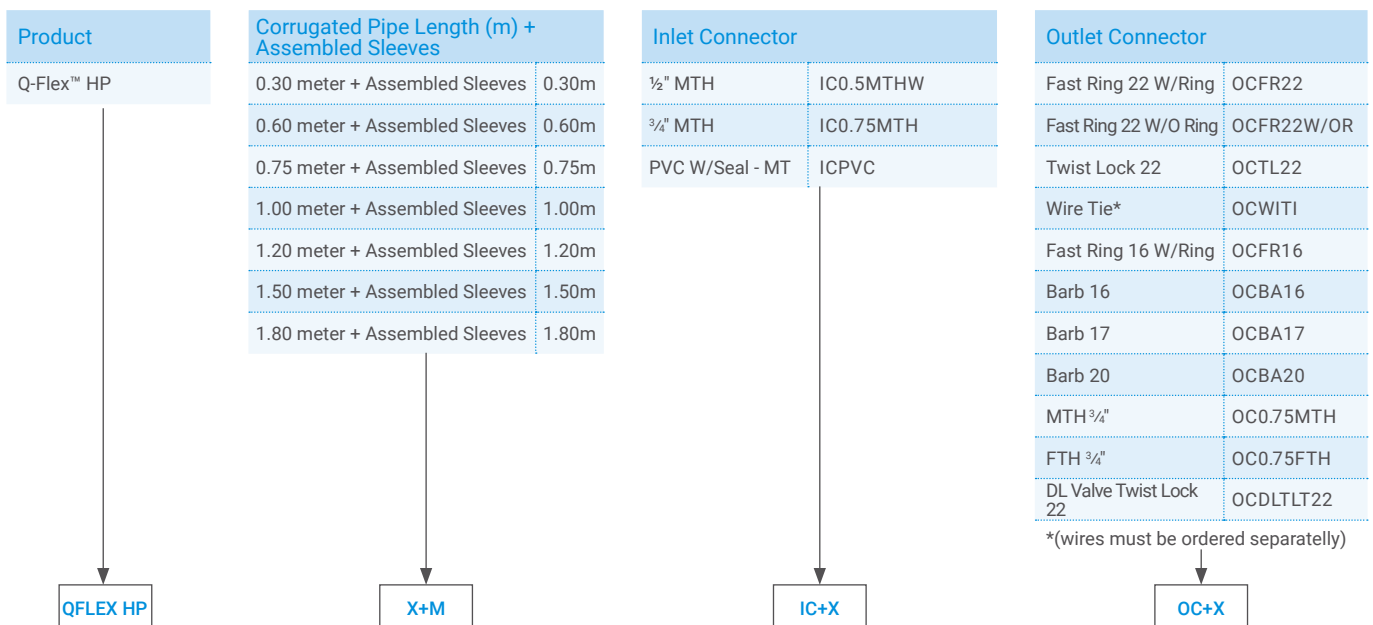
→ Q-Flex™ HP Package Data

Pipe Length (m)	Quantity P/Box (units)	Box Dimensions (cm x cm x cm)	Box Weight* (Approximate) (kg)	Boxes P/Pallet (units)	Pallets P/20' Container
0.30	400	190.0 x 28.5 x 28.0	29	12	12
0.60	200	145.0 x 28.5 x 28.0	17	12	16
0.75	200	190.0 x 28.5 x 28.0	19	12	12
1.00	100	130.0 x 28.5 x 28.0	12	12	16
1.20	100	130.0 x 28.5 x 28.0	14	12	16
1.50	100	190.0 x 28.5 x 28.0	17	12	12
1.80	100	190.0 x 28.5 x 28.0	19	12	12


→ Q-Flex™ HP Description Guide

Flowchart to determine the desired product definition

How to use: To determine the desired product definition select one from every set of options displayed on the chart.



Illustrations are illustrative only. Not shown to scale or in actual colors.
 Q-Flex™ HP unit of measurement - Carton

Illustration			Description	Catalog Number
			QFLEX HP 0.60M IC0.5MTHW OCFR22 200/C	32010-002500
			QFLEX HP 0.75M IC0.5MTHW OCFR22 200/C	32010-003020
			QFLEX HP 1.00M IC0.5MTHW OCFR22 100/C	32010-002501
			QFLEX HP 1.20M IC0.5MTHW OCFR22 100/C	32010-002502
			QFLEX HP 1.50M IC0.5MTHW OCFR22 100/C	32010-002503
			QFLEX HP 1.80M IC0.5MTHW OCFR22 100/C	32010-002504
Inlet Connector Male Threaded Connector 1/2"	Corrugated Pipe + 2 Assembled Sleeves	Outlet Connector Fast Ring 22 W/Ring		

Suitable up to 0.38mm (15.0mil)


Illustration			Description	Catalog Number
			QFLEX HP 0.60M IC0.5MTHW OCTL22 200/C	32010-002520
			QFLEX HP 0.75M IC0.5MTHW OCTL22 200/C	32010-003021
			QFLEX HP 1.00M IC0.5MTHW OCTL22 100/C	32010-002521
			QFLEX HP 1.20M IC0.5MTHW OCTL22 100/C	32010-002522
			QFLEX HP 1.50M IC0.5MTHW OCTL22 100/C	32010-002523
			QFLEX HP 1.80M IC0.5MTHW OCTL22 100/C	32010-002524
Inlet Connector Male Threaded Connector 1/2"	Corrugated Pipe + 2 Assembled Sleeves	Outlet Connector Twist Lock 22		


Illustration			Description	Catalog Number
			QFLEX HP 0.60M IC0.5MTHW OCWITI 200/C	32010-002540
			QFLEX HP 0.75M IC0.5MTHW OCWITI 200/C	32010-003022
			QFLEX HP 1.00M IC0.5MTHW OCWITI 100/C	32010-002541
			QFLEX HP 1.20M IC0.5MTHW OCWITI 100/C	32010-002542
			QFLEX HP 1.50M IC0.5MTHW OCWITI 100/C	32010-002543
			QFLEX HP 1.80M IC0.5MTHW OCWITI 100/C	32010-002544
Inlet Connector Male Threaded Connector 1/2"	Corrugated Pipe + 1 Assembled Sleeve	Outlet Connector Wire Tie		



Illustration			Description	Catalog Number
			QFLEX HP 0.60M IC0.5MTHW OCFR16BL 200/C	32010-002728
			QFLEX HP 0.75M IC0.5MTHW OCFR16BL 200/C	32010-003038
			QFLEX HP 1.00M IC0.5MTHW OCFR16BL 100/C	32010-002731
			QFLEX HP 1.20M IC0.5MTHW OCFR16BL 100/C	32010-002732
			QFLEX HP 1.50M IC0.5MTHW OCFR16BL 100/C	32010-002733
			QFLEX HP 1.80M IC0.5MTHW OCFR16BL 100/C	32010-002734
Inlet Connector Male Threaded Connector 1/2"	Corrugated Pipe + 2 Assembled Sleeves	Outlet Connector Fast Ring 16		

Illustration			Description	Catalog Number
			QFLEX HP 0.60M IC0.5MTHW OCBA16 200/C	32010-002640
			QFLEX HP 0.75M IC0.5MTHW OCBA16 200/C	32010-003029
			QFLEX HP 1.00M IC0.5MTHW OCBA16 100/C	32010-002641
			QFLEX HP 1.20M IC0.5MTHW OCBA16 100/C	32010-002642
			QFLEX HP 1.50M IC0.5MTHW OCBA16 100/C	32010-002643
			QFLEX HP 1.80M IC0.5MTHW OCBA16 100/C	32010-002644
Inlet Connector Male Threaded Connector 1/2"	Corrugated Pipe + 2 Assembled Sleeves	Outlet Connector Barb 16		

Illustrations are illustrative only. Not shown to scale or in actual colors.


Illustration			Description	Catalog Number
			QFLEX HP 0.60M IC0.5MTHW OCBA20 200/C	32010-002660
			QFLEX HP 0.75M IC0.5MTHW OCBA20 200/C	32010-003031
			QFLEX HP 1.00M IC0.5MTHW OCBA20 100/C	32010-002661
			QFLEX HP 1.20M IC0.5MTHW OCBA20 100/C	32010-002662
			QFLEX HP 1.50M IC0.5MTHW OCBA20 100/C	32010-002663
			QFLEX HP 1.80M IC0.5MTHW OCBA20 100/C	32010-002664
Inlet Connector Male Threaded Connector 1/2"	Corrugated Pipe + 2 Assembled Sleeves	Outlet Connector Barb 20		



Illustration			Description	Catalog Number
			QFLEX HP 0.60M IC0.5MTHW OCDLTLT22 200/C	32010-002506
			QFLEX HP 0.75M IC0.5MTHW OCDLTLT22 200/C	32010-002507
			QFLEX HP 1.00M IC0.5MTHW OCDLTLT22 100/C	32010-002508
			QFLEX HP 1.20M IC0.5MTHW OCDLTLT22 100/C	32010-002509
Inlet Connector Male Threaded Connector 1/2"	Corrugated Pipe + 2 Assembled Sleeves	Outlet Connector DL Valve Twist Lock 22		

Illustration			Description	Catalog Number
			QFLEX HP 0.60M IC0.75MTH OCFR22 200/C	32010-002560
			QFLEX HP 0.75M IC0.75MTH OCFR22 200/C	32010-003023
			QFLEX HP 1.00M IC0.75MTH OCFR22 100/C	32010-002561
			QFLEX HP 1.20M IC0.75MTH OCFR22 100/C	32010-002562
			QFLEX HP 1.50M IC0.75MTH OCFR22 100/C	32010-002563
			QFLEX HP 1.80M IC0.75MTH OCFR22 100/C	32010-002564
Inlet Connector Male Threaded Connector 3/4"	Corrugated Pipe + 2 Assembled Sleeves	Outlet Connector Fast Ring 22 W/Ring		

Suitable up to 0.38mm (15.0 mil)


Illustration			Description	Catalog Number
			QFLEX HP 0.60M IC0.75MTH OCTL22 160/C	32010-002580
			QFLEX HP 0.75M IC0.75MTH OCTL22 160/C	32010-003024
			QFLEX HP 1.00M IC0.75MTH OCTL22 80/C	32010-002581
			QFLEX HP 1.20M IC0.75MTH OCTL22 80/C	32010-002582
			QFLEX HP 1.50M IC0.75MTH OCTL22 80/C	32010-002583
			QFLEX HP 1.80M IC0.75MTH OCTL22 80/C	32010-002584
Inlet Connector Male Threaded Connector 3/4"	Corrugated Pipe + 2 Assembled Sleeves	Outlet Connector Twist Lock 22		


Illustration			Description	Catalog Number
			QFLEX HP 0.60M IC0.75MTH OCWITI 200/C	32010-002600
			QFLEX HP 0.75M IC0.75MTH OCWITI 200/C	32010-003025
			QFLEX HP 1.00M IC0.75MTH OCWITI 100/C	32010-002601
			QFLEX HP 1.20M IC0.75MTH OCWITI 100/C	32010-002602
			QFLEX HP 1.50M IC0.75MTH OCWITI 100/C	32010-002603
			QFLEX HP 1.80M IC0.75MTH OCWITI 100/C	32010-220604
Inlet Connector Male Threaded Connector 3/4"	Corrugated Pipe + 1 Assembled Sleeves	Outlet Connector Wire Tie		


Illustration			Description	Catalog Number
			QFLEX HP 0.60M IC0.75MTH OCBA16 200/C	32010-002670
			QFLEX HP 0.75M IC0.75MTH OCBA16 200/C	32010-003032
			QFLEX HP 1.00M IC0.75MTH OCBA16 100/C	32010-002671
			QFLEX HP 1.20M IC0.75MTH OCBA16 100/C	32010-002672
			QFLEX HP 1.50M IC0.75MTH OCBA16 100/C	32010-002673
			QFLEX HP 1.80M IC0.75MTH OCBA16 100/C	32010-002674
Inlet Connector Male Threaded Connector 3/4"	Corrugated Pipe + 2 Assembled Sleeves	Outlet Connector Barb 16		


Illustration			Description	Catalog Number
			QFLEX HP 0.60M IC0.75MTH OCBA20 200/C	32010-002690
			QFLEX HP 0.75M IC0.75MTH OCBA20 200/C	32010-003034
			QFLEX HP 1.00M IC0.75MTH OCBA20 100/C	32010-002691
			QFLEX HP 1.20M IC0.75MTH OCBA20 100/C	32010-002692
			QFLEX HP 1.50M IC0.75MTH OCBA20 100/C	32010-002693
			QFLEX HP 1.80M IC0.75MTH OCBA20 100/C	32010-002694
Inlet Connector Male Threaded Connector 3/4"	Corrugated Pipe + 2 Assembled Sleeves	Outlet Connector Barb 20		


Illustration			Description	Catalog Number
			QFLEX HP 0.30M IC0.75MTH OC0.75MTH 400/C	32010-002851
			QFLEX HP 0.60M IC0.75MTH OC0.75MTH 200/C	32010-002490
			QFLEX HP 0.75M IC0.75MTH OC0.75MTH 200/C	32010-003047
			QFLEX HP 1.00M IC0.75MTH OC0.75MTH 100/C	32010-002559
			QFLEX HP 1.20M IC0.75MTH OC0.75MTH 100/C	32010-002495
			QFLEX HP 1.50M IC0.75MTH OC0.75MTH 100/C	32010-002605
			QFLEX HP 1.80M IC0.75MTH OC0.75MTH 100/C	32010-002505
Inlet Connector Male Threaded Connector 3/4"	Corrugated Pipe + 2 Assembled Sleeves	Outlet Connector Male Threaded Connector 3/4"		



Illustration			Description	Catalog Number
			QFLEX HP 0.30M IC0.75MTH OC0.75FTH 400/C	32010-002852
			QFLEX HP 0.60M IC0.75MTH OC0.75FTH 200/C	32010-002491
			QFLEX HP 0.75M IC0.75MTH OC0.75FTH 200/C	32010-003048
			QFLEX HP 1.00M IC0.75MTH OC0.75FTH 100/C	32010-002565
			QFLEX HP 1.20M IC0.75MTH OC0.75FTH 100/C	32010-002496
			QFLEX HP 1.50M IC0.75MTH OC0.75FTH 100/C	32010-002606
			QFLEX HP 1.80M IC0.75MTH OC0.75FTH 100/C	32010-002695
Inlet Connector Male Threaded Connector 3/4"	Corrugated Pipe + 2 Assembled Sleeves	Outlet Connector Female Threaded Connector 3/4"		

Illustration			Description	Catalog Number
			QFLEX HP 0.60M ICPVC OCFR22 200/C	32010-002610
			QFLEX HP 0.75M ICPVC OCFR22 200/C	32010-003026
			QFLEX HP 1.00M ICPVC OCFR22 100/C	32010-002635
			QFLEX HP 1.20M ICPVC OCFR22 100/C	32010-002612
			QFLEX HP 1.50M ICPVC OCFR22 100/C	32010-002613
			QFLEX HP 1.80M ICPVC OCFR22 100/C	32010-002614
Inlet Connector PVC Start Connector W/Seal MT	Corrugated Pipe + 2 Assembled Sleeves	Outlet Connector Fast Ring 22 W/Ring		

Suitable up to 0.38mm (15.0 mil)

Illustration			Description	Catalog Number
			QFLEX HP 0.60M ICPVC OCFR22W/OR 200/C	32010-002725
			QFLEX HP 0.75M ICPVC OCFR22W/OR 200/C	32010-003100
			QFLEX HP 1.00M ICPVC OCFR22W/OR 100/C	32010-003101
			QFLEX HP 1.20M ICPVC OCFR22W/OR 100/C	32010-002357
			QFLEX HP 1.50M ICPVC OCFR22W/OR 100/C	32010-003102
			QFLEX HP 1.80M ICPVC OCFR22W/OR 100/C	32010-003103
Inlet Connector PVC Start Connector W/Seal MT	Corrugated Pipe + 2 Assembled Sleeves	Outlet Connector Fast Ring 22 W/O Ring		

White Rings 32500-017740 should be ordered separately

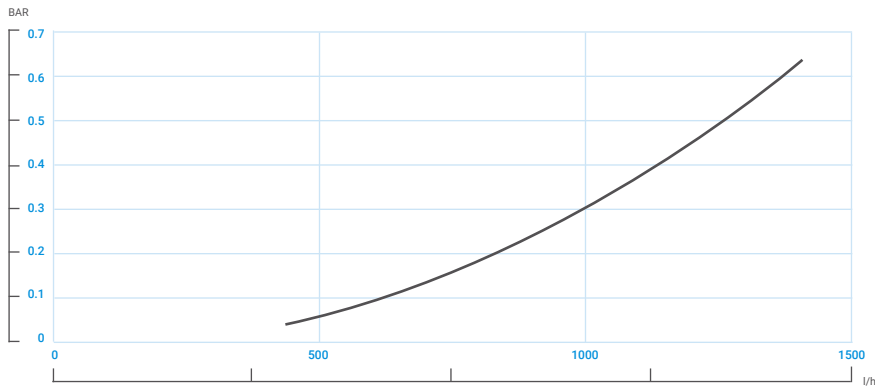
Illustration			Description	Catalog Number
			QFLEX HP 0.60M ICPVC OCTL22 200/C	32010-002620
			QFLEX HP 0.75M ICPVC OCTL22 200/C	32010-003027
			QFLEX HP 1.00M ICPVC OCTL22 100/C	32010-002621
			QFLEX HP 1.20M ICPVC OCTL22 100/C	32010-002622
			QFLEX HP 1.50M ICPVC OCTL22 100/C	32010-002623
			QFLEX HP 1.80M ICPVC OCTL22 100/C	32010-002624
Inlet Connector PVC Start Connector W/Seal MT	Corrugated Pipe + 2 Assembled Sleeves	Outlet Connector Twist Lock 22		

Illustration			Description	Catalog Number
			QFLEX HP 0.60M ICPVC OCWITI 200/C	32010-002630
			QFLEX HP 0.75M ICPVC OCWITI 200/C	32010-003028
			QFLEX HP 1.00M ICPVC OCWITI 100/C	32010-002631
			QFLEX HP 1.20M ICPVC OCWITI 100/C	32010-002632
			QFLEX HP 1.50M ICPVC OCWITI 100/C	32010-002633
			QFLEX HP 1.80M ICPVC OCWITI 100/C	32010-002634
Inlet Connector PVC Start Connector W/Seal MT	Corrugated Pipe + 1 Assembled Sleeves	Outlet Connector Wire Tie		

Illustration			Description	Catalog Number
			QFLEX HP 0.60M ICPVC OCBA16 200/C	32010-002700
			QFLEX HP 0.75M ICPVC OCBA16 200/C	32010-003035
			QFLEX HP 1.00M ICPVC OCBA16 100/C	32010-002701
			QFLEX HP 1.20M ICPVC OCBA16 100/C	32010-002702
			QFLEX HP 1.50M ICPVC OCBA16 100/C	32010-002703
			QFLEX HP 1.80M ICPVC OCBA16 100/C	32010-002704
Inlet Connector PVC Start Connector W/Seal MT	Corrugated Pipe + 2 Assembled Sleeves	Outlet Connector Barb 16		

Illustration			Description	Catalog Number
			QFLEX HP 0.60M ICPVC OCBA20 200/C	32010-002720
			QFLEX HP 0.75M ICPVC OCBA20 200/C	32010-003037
			QFLEX HP 1.00M ICPVC OCBA20 100/C	32010-002721
			QFLEX HP 1.20M ICPVC OCBA20 100/C	32010-002722
			QFLEX HP 1.50M ICPVC OCBA20 100/C	32010-002723
			QFLEX HP 1.80M ICPVC OCBA20 100/C	32010-002724
Inlet Connector PVC Start Connector W/Seal MT	Corrugated Pipe + 2 Assembled Sleeves	Outlet Connector Barb 20		

→ Q-Flex™ LP Head Loss, 1.0meter Length



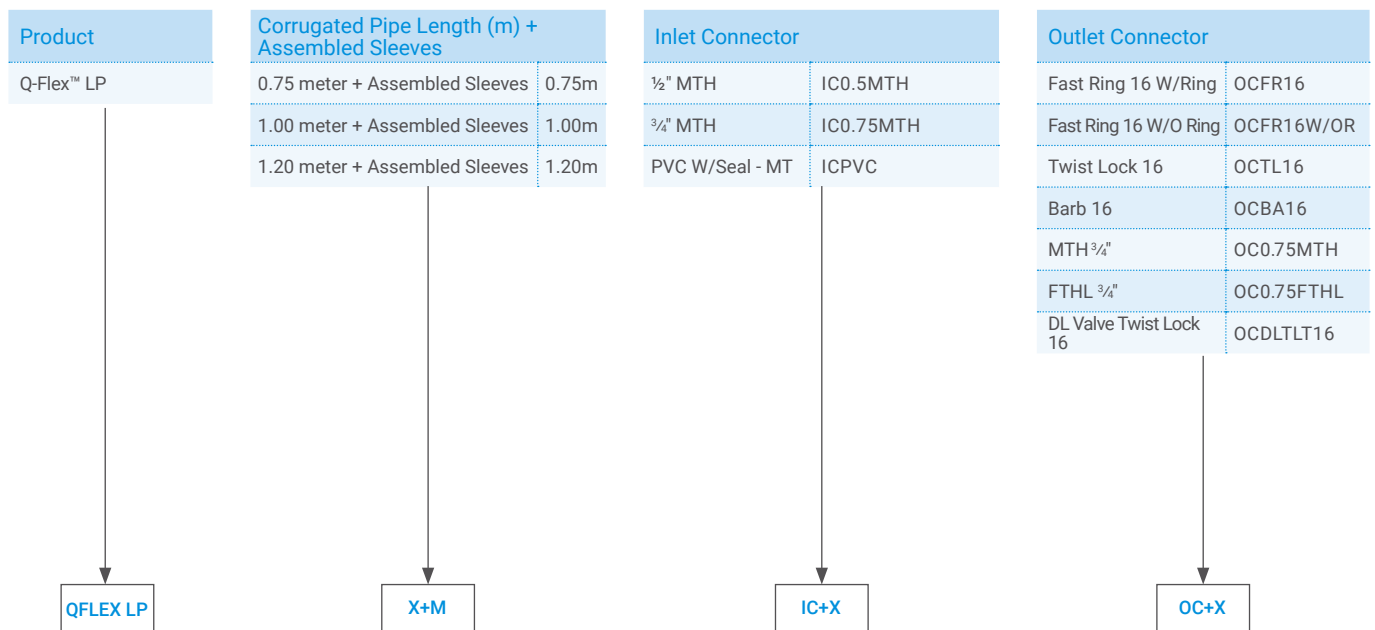
→ Q-Flex™ LP Package Data

Pipe Length (m)	Quantity P/Box (units)	Box Dimensions (cm x cm x cm)	Box Weight* (Approximate) (kg)	Boxes P/Pallet (units)	Pallets P/20' Container
0.75	300	190.0 x 28.5 x 28.5	21	12	12
0.75	400	190.0 x 28.5 x 28.5	25	12	12
1.00	150	130.0 x 28.5 x 28.5	13	12	16
1.00	200	130.0 x 28.5 x 28.5	15	12	16
1.20	150	130.0 x 28.5 x 28.5	14	12	16
1.20	200	130.0 x 28.5 x 28.5	17	12	16

→ Q-Flex™ LP Description Guide

Flowchart to determine the desired product definition

How to use: To determine the desired product definition select one from every set of options displayed on the chart.



Illustrations are illustrative only. Not shown to scale or in actual colors.
 Q-Flex™ LP unit of measurement - Carton

Illustration	Description	Catalog Number
	QFLEX LP 0.75M IC0.5MTH OCFR16 400/C	32015-000221
	QFLEX LP 1.00M IC0.5MTH OCFR16 200/C	32015-000222
	QFLEX LP 1.20M IC0.5MTH OCFR16 200/C	32015-000223

Inlet Connector	Corrugated Pipe	Outlet Connector
Male Threaded Connector 1/2"		Fast Ring 16 W/Ring

Suitable up to 0.38mm (15.0mil)

Illustration	Description	Catalog Number
	QFLEX LP 0.75M IC0.5MTH OCFR16W/OR 400/C	32015-000225
	QFLEX LP 1.00M IC0.5MTH OCFR16W/OR 200/C	32015-000226
	QFLEX LP 1.20M IC0.5MTH OCFR16W/OR 200/C	32015-000227

Inlet Connector	Corrugated Pipe	Outlet Connector
Male Threaded Connector 1/2"		Fast Ring 16 W/O Ring

White Rings 32500-017600 should be ordered separately

Illustration	Description	Catalog Number
	QFLEX LP 0.75M IC0.5MTH OCTL16 300/C	32015-000229
	QFLEX LP 1.00M IC0.5MTH OCTL16 150/C	32015-000230
	QFLEX LP 1.20M IC0.5MTH OCTL16 150/C	32015-000231

Inlet Connector	Corrugated Pipe	Outlet Connector
Male Threaded Connector 1/2"		Twist Lock 16

Illustration	Description	Catalog Number
	QFLEX LP 0.75M IC0.5MTH OCBA16 400/C	32015-000233
	QFLEX LP 1.00M IC0.5MTH OCBA16 200/C	32015-000234
	QFLEX LP 1.20M IC0.5MTH OCBA16 200/C	32015-000235

Inlet Connector	Corrugated Pipe	Outlet Connector
Male Threaded Connector 1/2"		Barb 16

Illustration	Description	Catalog Number
	QFLEX LP 0.75M IC0.5MTH OC0.75MTH 300/C	32015-000237
	QFLEX LP 1.00M IC0.5MTH OC0.75MTH 150/C	32015-000238
	QFLEX LP 1.20M IC0.5MTH OC0.75MTH 150/C	32015-000239

Inlet Connector	Corrugated Pipe	Outlet Connector
Male Threaded Connector 1/2"		Male Threaded Connector 3/4"

Illustration	Description	Catalog Number
	QFLEX LP 0.75M IC0.5MTH OCDLTLT16 300/C	32015-000301
	QFLEX LP 1.00M IC0.5MTH OCDLTLT16 150/C	32015-000302
	QFLEX LP 1.20M IC0.5MTH OCDLTLT16 150/C	32015-000303

Inlet Connector	Corrugated Pipe	Outlet Connector
Male Threaded Connector 1/2"		DL Valve Twist Lock 16

Illustration		Description	Catalog Number
		QFLEX LP 0.75M IC0.5MTH OC0.75FTHL 300/C	32015-000241
		QFLEX LP 1.00M IC0.5MTH OC0.75FTHL 150/C	32015-000242
		QFLEX LP 1.20M IC0.5MTH OC0.75FTHL 150/C	32015-000243
Inlet Connector	Corrugated Pipe	Outlet Connector	
Male Threaded Connector 1/2"		Female Threaded Connector 3/4" W/Swivel	

Illustration		Description	Catalog Number
		QFLEX LP 0.75M IC0.75MTH OCFR16 300/C	32015-000245
		QFLEX LP 1.00M IC0.75MTH OCFR16 150/C	32015-000246
		QFLEX LP 1.20M IC0.75MTH OCFR16 150/C	32015-000247
Inlet Connector	Corrugated Pipe	Outlet Connector	
Male Threaded Connector 3/4"		Fast Ring 16 W/Ring	

Suitable up to 0.38mm (15.0 mil)

Illustration		Description	Catalog Number
		QFLEXLP 0.75M IC0.75MTH OCFR16W/OR 300/C	32015-000249
		QFLEXLP 1.00M IC0.75MTH OCFR16W/OR 150/C	32015-000250
		QFLEXLP 1.20M IC0.75MTH OCFR16W/OR 150/C	32015-000251
Inlet Connector	Corrugated Pipe	Outlet Connector	
Male Threaded Connector 3/4"		Fast Ring 16 W/O Ring	

White Rings 32500-017600 should be ordered separately

Illustration		Description	Catalog Number
		QFLEX LP 0.75M IC0.75MTH OCTL16 300/C	32015-000253
		QFLEX LP 1.00M IC0.75MTH OCTL16 150/C	32015-000254
		QFLEX LP 1.20M IC0.75MTH OCTL16 150/C	32015-000255
Inlet Connector	Corrugated Pipe	Outlet Connector	
Male Threaded Connector 3/4"		Twist Lock 16	

Illustration		Description	Catalog Number
		QFLEX LP 0.75M IC0.75MTH OCBA16 300/C	32015-000257
		QFLEX LP 1.00M IC0.75MTH OCBA16 150/C	32015-000258
		QFLEX LP 1.20M IC0.75MTH OCBA16 150/C	32015-000259
Inlet Connector	Corrugated Pipe	Outlet Connector	
Male Threaded Connector 3/4"		Barb 16	

Illustration		Description	Catalog Number
		QFLEX LP 0.75M IC0.75MTH OC0.75MTH 300/C	32015-000261
		QFLEX LP 1.00M IC0.75MTH OC0.75MTH 150/C	32015-000262
		QFLEX LP 1.20M IC0.75MTH OC0.75MTH 150/C	32015-000263
Inlet Connector	Corrugated Pipe	Outlet Connector	
Male Threaded Connector 3/4"		Male Threaded Connector 3/4"	

Illustrations are illustrative only. Not shown to scale or in actual colors.




Illustration		Description	Catalog Number
		QFLEXLP 0.75M IC0.75MTH OC0.75FTHL 300/C	32015-000265
		QFLEXLP 1.00M IC0.75MTH OC0.75FTHL 150/C	32015-000266
		QFLEXLP 1.20M IC0.75MTH OC0.75FTHL 150/C	32015-000267
Inlet Connector Male Threaded Connector 3/4"	Corrugated Pipe	Outlet Connector Female Threaded Connector 3/4" W/Swivel	

Illustration		Description	Catalog Number
		QFLEX LP 0.75M ICPVC OCFR16 400/C	32015-000269
		QFLEX LP 1.00M ICPVC OCFR16 200/C	32015-000270
		QFLEX LP 1.20M ICPVC OCFR16 200/C	32015-000271
Inlet Connector PVC Start Connector W/Seal MT	Corrugated Pipe	Outlet Connector Fast Ring 16 W/Ring	

Suitable up to 0.38mm (15.0 mil)

Illustration		Description	Catalog Number
		QFLEX LP 0.75M ICPVC OCFR16W/OR 400/C	32015-000273
		QFLEX LP 1.00M ICPVC OCFR16W/OR 200/C	32015-000274
		QFLEX LP 1.20M ICPVC OCFR16W/OR 200/C	32015-000275
Inlet Connector PVC Start Connector W/Seal MT	Corrugated Pipe	Outlet Connector Fast Ring 16 W/O Ring	

White Rings 32500-017600 should be ordered separately

Illustration		Description	Catalog Number
		QFLEX LP 0.75M ICPVC OCTL16 300/C	32015-000277
		QFLEX LP 1.00M ICPVC OCTL16 150/C	32015-000278
		QFLEX LP 1.20M ICPVC OCTL16 150/C	32015-000279
Inlet Connector PVC Start Connector W/Seal MT	Corrugated Pipe	Outlet Connector Twist Lock 16	


Illustration		Description	Catalog Number
		QFLEX LP 0.75M ICPVC OCBA16 400/C	32015-000281
		QFLEX LP 1.00M ICPVC OCBA16 200/C	32015-000282
		QFLEX LP 1.20M ICPVC OCBA16 200/C	32015-000283
Inlet Connector PVC Start Connector W/Seal MT	Corrugated Pipe	Outlet Connector Barb 16	



Illustration		Description	Catalog Number
		QFLEX LP 0.75M ICPVC OC0.75MTH 300/C	32015-000285
		QFLEX LP 1.00M ICPVC OC0.75MTH 150/C	32015-000286
		QFLEX LP 1.20M ICPVC OC0.75MTH 150/C	32015-000287
Inlet Connector PVC Start Connector W/Seal MT	Corrugated Pipe	Outlet Connector Male Threaded Connector 3/4"	

Illustration		Description	Catalog Number
		QFLEX LP 0.75M ICPVC OC0.75FTHL 300/C	32015-000289
		QFLEX LP 1.00M ICPVC OC0.75FTHL 150/C	32015-000290
		QFLEX LP 1.20M ICPVC OC0.75FTHL 150/C	32015-000291
Inlet Connector PVC Start Connector W/Seal MT	Corrugated Pipe	Outlet Connector Female Threaded Connector 3/4" W/Swivel	



/ Accessories

orbia 

Precision
Agriculture

 **NETAFIM™**

/ Manifolds & Adapters

Reliable Dripper-to-Micro-Tube Connector Fitting Devices

Connected to an on-line dripper or dripline adapter at its base, and up to 8 micro-tubes at its exit.

Our reliable manifolds enable precise irrigation distribution to multiple points.

Product Illustration	Product Name	Description	Functionality	Units	Catalog No.
	Elbow adapter barb 3 x 5	Inlet: female press-fit Colored black	For correct customized installation	1 Unit	32000-002520
				50 Units/Bag	32000-002525
				100 Units/Bag	-
	Elbow adapter barb 3 x 5	Inlet: female press-fit Colored gray	For correct customized installation	1 Unit	32000-002526
				50 Units/Bag	-
				100 Units/Bag	-
	Flat manifold 2 outlets 3 x 5	Inlet: female press-fit Colored black	To distribute water to 2 different points	1 Unit	32000-002530
				50 Units/Bag	32000-002537
				100 Units/Bag	32000-002538
	Flat manifold 2 outlets 3 x 5	Inlet: female press-fit Colored gray	To distribute water to 2 different points	1 Unit	32000-002550
				50 Units/Bag	-
				100 Units/Bag	-
	Flat manifold 4 outlets 3 x 5	Inlet: female press-fit Colored black	To distribute water to 4 different points	1 Unit	32000-002560
				50 Units/Bag	32000-002567
				100 Units/Bag	32000-002570
	Flat manifold 4 outlets 3 x 5	Inlet: female press-fit Colored gray	To distribute water to 4 different points	1 Unit	32000-002590
				50 Units/Bag	-
				100 Units/Bag	-
	Flat manifold 4 outlets 3 x 5 with nipple	Inlet: female press-fit Colored black	To distribute water to 5, 6 or 8 different points (With additional manifold)	1 Unit	32000-002580
				50 Units/Bag	32000-002587
				100 Units/Bag	32000-002589
	Flat manifold 4 outlets 3 x 5 with nipple	Inlet: female Press-fit Colored gray	To distribute water to 5, 6 or 8 different points (With additional manifold)	1 Unit	32000-002450
				50 Units/Bag	-
				100 Units/Bag	-
	Upright manifold 4 outlets 3 x 5	Inlet: female press-fit Colored brown	To distribute water to 4 different points	1 Unit	32000-002400
				50 Units/Bag	32000-002420
				100 Units/Bag	32000-002430
	Upright manifold 8 outlets 3 x 5 1/2" MTH	Inlet: 1/2" MTH Colored black	To distribute water to 8 different points	1 Unit	32000-002300
				50 Units/Bag	32000-002320
				100 Units/Bag	32000-002330
	Micro-tube adapter 3 x 5	Straight adapter 3x5mm black	To connect a dripper nipple outlet to a micro-tube 3 x 5	1 Unit	32000-001960
				50 Units/Bag	
				100 Units/Bag	
	Micro-tube adapter 3 x 5	Straight adapter 3x5mm gray	To connect a dripper nipple outlet to a micro-tube 3 x 5	1 Unit	32000-001970
				50 Units/Bag	
				100 Units/Bag	
	Micro-tube adapter 4 x 6.5	Straight adapter 4x6.5mm black	To connect a dripper nipple outlet to a micro-tube 4 x 6.5	1 Unit	32000-001980
				50 Units/Bag	
				100 Units/Bag	
	Micro-tube adapter 4 x 6.5	Straight adapter 4x6.5mm gray	To connect a dripper nipple outlet to a micro-tube 4 x 6.5	1 Unit	32000-001990
				50 Units/Bag	
				100 Units/Bag	

Missing catalog numbers available upon request.

/ Dripline Holders

Suspension Clips for Protecting Driplines and Ensuring Sloped Irrigation Accuracy

Available either pre-mounted to the dripline or as a standalone attachment, our line of suspension clips are suitable for vineyard and sloped irrigation applications.

Product Illustration	Product Name	Description	Functionality	Units	Catalog Number
	Wine clip for 16mm			1 Unit	32000-003320
				50 Units/Bag	
				100 Units/Bag	
	Wine clip for 16mm	Acid resistant colored Purple		1 Unit	32000-003305
				50 Units/Bag	
				100 Units/Bag	
	Wine clip for 17 & 18mm			1 Unit	32000-003330
				50 Units/Bag	
				100 Units/Bag	
	Wine clip for 17 & 18mm	Acid resistant colored Purple	For correct handling of irrigation pipe. Prevents flux of drops down the tube (To be assembled in the production line)	1 Unit	32000-003310
			The wine clips are suitable for hanging with metal wire with diameter in the range of 2-2.7 mm	50 Units/Bag	
				100 Units/Bag	
	Wine clip for 20mm			1 Unit	32000-003360
				50 Units/Bag	
				100 Units/Bag	32000-003375
	Wine clip for 2 mm	Colored Gray		1 Unit	32000-003380
				50 Units/Bag	
				100 Units/Bag	
	Wine clip for 20mm	Acid resistant colored Purple		1 Unit	32000-003390
				50 Units/Bag	
				100 Units/Bag	
	Smart clip for 16 & 17mm		For correct handling of irrigation pipe. Prevents flux of drops down the dripline suitable for hanging with metal wire with diameter in the range of 2-2.7 mm	1 Unit	32000-003400
				50 Units/Bag	
				100 Units/Bag	
	Zip-Tie for 12, 16, 17, 20 & 23mm	Colored Purple	For correct handling of PE pipes	1 Unit	32000-011300
				100 Units/Bag	32000-011400
				1000 Units/Bag	32000-011415
	Zip-Tie for 12, 16, 17, 20 & 23mm	Colored Gray	For correct handling of PE pipes	1 Unit	32000-011420
				100 Units/Bag	32000-011450
				1000 Units/Bag	32000-011480

/ Plugs

Diverse Plugs for Closing Off Drinker Outlets During Initial Growing Period

Suitable for on-line and integral driplines. Our wide range of plugs close off drinker outlets to ensure precise irrigation of young plants across diverse applications.





Product Illustration	Product Name	Description	Functionality	Units	Catalog Number
	Ring-plug for OD dripline 16 & 17mm	Colored brown	To plug outlet of integral dripper (up to 3.8l/h) Fit for wall thickness: 0.9, 1.0, 1.2 mm	1 Unit	32000-006000
				50 Units/Bag	32000-006020
				100 Units/Bag	32000-006030
	Plug ring for 3.5 hole 16&17mm	Colored green	To plug outlet of integral dripper (higher than 4.0 l/h) Fit for wall thickness: 0.9, 1.0, 1.2mm	1 Unit	32000-006100
				50 Units/Bag	32000-006120
				100 Units/Bag	
	Ring-plug for OD dripline 20mm	Colored red	To plug outlet of integral dripper (up to 3.8l/h) Fit for wall thickness: 0.9, 1.0, 1.2mm	1 Unit	32000-006175
				50 Units/Bag	32000-006180
				100 Units/Bag	32000-006185
	Plug ring for 3.5 hole 20 mm	Colored green	To plug outlet of integral dripper (higher than 4.0 l/h) Fit for wall thickness: 0.9, 1.0, 1.2mm	1 Unit	32000-006200
				50 Units/Bag	32000-006220
				100 Units/Bag	
	Button plug	To plug up to 5mm hole	To plug holes in pe pipes	1 Unit	32000-001100
				50 Units/Bag	32000-001110
				100 Units/Bag	32000-001120
	Double plug	To plug 3 & 7mm hole	To plug holes in pe pipes	1 Unit	32000-001000
				50 Units/Bag	32000-001020
				100 Units/Bag	32000-001030
	Button plug	To plug up to 8mm hole	To plug holes in pe pipes	1 Unit	32000-001200
				50 Units/Bag	32000-001210
				100 Units/Bag	
	Zip-plug for OD dripline 12, 16, 17, 20 & 23 mm	Colored red	To plug outlet of integral dripper (flow up to 4.0l/h) Fit for all Netafim™ heavy walled driplines (WT 0.9, 1.0 & 1.2mm)	1 Unit	32000-010950
				100 Units/Bag	32000-011000
				1000 Units/Bag	32000-011050
	Plug for PC™ & PCJ™ dripper	Colored red		1 Unit	32000-005700
				50 Units/Bag	
				100 Units/Bag	32000-005730

Missing catalog numbers available upon request.

/ Spikes

Easy-To-Use Barb Connector-To-Micro-Tube Spikes

Featuring a barb connector at one end into which a micro-tube is securely inserted.
Our spikes ensure accurately targeted irrigation.










Product Illustration	Product Name	Functionality	Units	Catalog Number
	Spike for 3 x 5 micro-tube	Precise positioning of micro-tube (height 14.3cm)	1 Unit	32000-001801
			50 Units/Bag	
			100 Units/Bag	
	Spike for 3 x 5 micro-tube Colored Gray	Precise positioning of micro-tube (height 14.3cm) Colored Gray	1 Unit	32000-001830
			50 Units/Bag	
			100 Units/Bag	
	Short spike for 3 x 5 micro-tube	Precise positioning of micro-tube (height 10.3cm)	1 Unit	32000-001740
			50 Units/Bag	
			100 Units/Bag	
	Short spike for 3 x 5 micro-tube Colored Gray	Precise positioning of micro-tube (height 10.3cm) Colored Gray	1 Unit	32000-001835
			50 Units/Bag	
			100 Units/Bag	

Missing catalog numbers available upon request.

/ Stakes

Easy-To-Use Micro-Tube Stabilization Stakes

Featuring a clamp-like end into which a micro-tube is inserted.
Our stabilization stakes ensure accurately targeted irrigation.

Product Illustration	Product Name	Functionality	Units	Units	Catalog Number
	Mini stake for CapiNet™ dripper		Precise positioning of CapiNet™	1 Unit	
				50 Units/Bag	
				3000 Units/Bag	32000-006860
	Mini stake for CapiNet™ dripper	Colored gray	Precise positioning of CapiNet™	1 Unit	
				50 Units/Bag	
				3000 Units/Bag	32000-006880
	Stake for 8 mm OD tube 3 x 5	Colored brown	To fix position of pipe (height 11cm)	1 Unit	32500-002150
				50 Units/Bag	32500-002162
				100 Units/Bag	32500-002170
	Metal stabilizer		4 mm (height 14 cm)	1 Unit	32000-001600
				50 Units/Bag	
				100 Units/Bag	
	Stake for OD tube 16 & 17mm		To fix position of pipe (height 15cm)	1 Unit	32000-006550
				50 Units/Bag	32000-006562
				100 Units/Bag	32000-006570
	Stake for OD tube 16 & 17mm	Colored brown	To fix position of pipe (height 15cm)	1 Unit	32000-006600
				50 Units/Bag	32000-006020
				100 Units/Bag	32000-006030
	"C" stake 5 & 7mm		To stabilize the micro-tube, pot, button, PC™ or PCJ™ dripper in its place. Adaptable to 3 x 5 & 4 x 7 micro-tubes (height 10cm)	1 Unit	32000-001500
				50 Units/Bag	32000-001520
				100 Units/Bag	32000-001540
	"C" stake 5 & 7mm	Colored gray	To stabilize the pot, button, PC™ or PCJ™ dripper in its place. Adaptable to 3 x 5 & 4 x 7 micro-tubes. (height 10cm)	1 Unit	32000-001570
				50 Units/Bag	
				100 Units/Bag	
	Micro-tube weight		To stabilize the 3 x 5 micro-tube	1 Unit	32000-002200
				50 Units/Bag	
				100 Units/Bag	

Missing catalog numbers available upon request.

Dr. Zip Adapter

A reliable dripline-to-micro-tube/manifold adapter. Enables easy connection of integral dripper to micro-tubes to ensure precise irrigation across diverse applications.



Cost effective



Optimal irrigation performance



Maximum reliability

/ Benefits & Features

→ Easy installation

Easy to install & connect an integral dripper to micro-tube/manifold

→ Reliable sealing


Sufficiently flexible to wrap any deformed pipe shape, allowing reliable sealing

→ Prevents drop migration

Can also be used to prevent drop migration (draining) along laterals

/ Specifications

- Compatible with heavy-walled driplines (HWD)
- UniRam™, DripNet PC™ and Aries™ HWD
- Wall thickness: $\geq 1.0\text{mm}$
- Diameter: 12mm-20mm
- Total length: 110.8mm
- Note: unsuitable for Aries™ driplines with flow rates of $\geq 4.0\text{ l/h}$
- Chemical and UV-resistant for extended durability
- Colored light gray





→ Logistic Information

Catalog Number	Description	Quantity Per Box (units)	Box Dimensions (mm)	Box Weight (kg)	Boxes per Pallet
32000-010960	Dr. Zip	3,300	354 x 354 x 232	3.0	36

→ Complementary Products

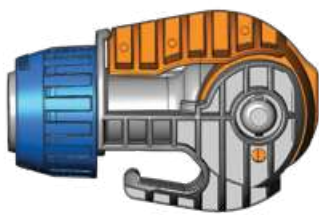
The Dr. Zip can be connected to the micro-tube with one of the following Netafim™ adapters (to be ordered separately):

Product Illustration	Product Name	Description	Functionality	Units	Catalog Number
	Elbow adapter barb 3 x 5	Inlet: female press-fit Colored black	For correct customized installation	1 Unit	32000-002520
				50 Units/Bag	32000-002525
				3000 Units/Bag	
	Elbow adapter barb 3 x 5	Inlet: female press-fit Colored gray	For correct customized installation	1 Unit	32000-002526
				50 Units/Bag	
				3000 Units/Bag	
	Flat manifold 2 outlets 3 x 5	Inlet: female press-fit Colored black	To distribute water to 2 different points	1 Unit	32000-002530
				50 Units/Bag	32000-002537
				100 Units/Bag	32000-002538
	Flat manifold 2 outlets 3 x 5	Inlet: female press-fit Colored gray	To distribute water to 2 different points	1 Unit	32000-002550
				50 Units/Bag	
				100 Units/Bag	
	Flat manifold 4 outlets 3 x 5	Inlet: female press-fit Colored black	To distribute water to 4 different points	1 Unit	32000-002560
				50 Units/Bag	32000-002567
				100 Units/Bag	32000-002570
	Flat manifold 4 outlets 3 x 5	Inlet: female press-fit Colored gray	To distribute water to 4 different points	1 Unit	32000-002590
				50 Units/Bag	
				100 Units/Bag	
	Flat manifold 4 outlets 3 x 5 with nipple	Inlet: female press-fit Colored black	To distribute water to 5, 6 or 8 different points (with additional manifold)	1 Unit	32000-002580
				50 Units/Bag	32000-002587
				100 Units/Bag	32000-002589
	Flat manifold 4 outlets 3 x 5 with nipple	Inlet: female press-fit Colored gray	To distribute water to 5, 6 or 8 different points (with additional manifold)	1 Unit	32000-002450
				50 Units/Bag	
				100 Units/Bag	
	Upright manifold 4 outlets 3 x 5	Inlet: female press-fit Colored brown	To distribute water to 4 different points	1 Unit	32000-002400
				50 Units/Bag	32000-002420
				100 Units/Bag	32000-002430

Missing catalog numbers available upon request.

Manual Line Flush Valves

Easy-to-install manual lateral flushing valves. Not only simplify the folding and unfolding of thin- and thick-walled driplines during the flushing process, but also eliminate potential stretching and shrinking across diverse irrigation applications.



Simple operation



Labor saving



High durability

/ Benefits & Features

→ Easy installation

- Easy-to-use open/close mechanism for greater control, increased water savings and improved flushing efficiency

- Simple structure for easy installation and greater labor savings





→ UV resistance and robust structure

- Chemical- and UV-resistant body for extended durability

- Low sensitivity to water quality for effective irrigation across diverse applications

- Optional rubber band for elimination of stretching and shrinking


→ Logistic Information

Product Illustration	Description	Dripline Diameter Compatability (mm)	Dripline WT Compatability (mm/mil)	Catalog Number
Manual Flush Valve for HWD				
	End line flushing valve 1/2" MTH 20/bag	1/2" MTH	-	32000-007590
	End line flushing valve 16/17mm 20/bag	16 & 17	0.9-1.0 / 35.0-39.0	32000-007650
	End line flushing valve 20mm 20/bag	20	1.0 / 39.0	32000-007695
Tightening Key for HWD				
	Tightening key fish f/flare coupler 16-17	16 & 17	0.9-1.0 / 35.0-39.0	32000-011600
	Tightening key sheep f/flare coupler 20	20	1.0 / 39.0	32000-011700
EPDM				
	Tying epdm rubber strip 40 Fits all flush valve models			45000-008800

Note: Supplied in 20 unit bags. Each bag contains 2 tightening wrenches.
It is possible to order the wrenches separatley, these are the cataloge numbers:

Automatic Line Flush Valves

For proper flushing of latest and improved irrigation system efficiency. Suitable for diverse irrigation applications, our automatic flush valves clean out the dripline at the beginning of each irrigation cycle and reopen prior to the next cycle.



Labor saving



Optimal irrigation performance






Easy installation

/ Benefits & Features

- **Easy installation**
 - Simple structure for easy assembly and installation
 - No moving parts or springs for reliable, low-maintenance operations
- **UV resistance and robust structure**
 - Chemical- and UV-resistant body for extended durability
 - Low sensitivity to water quality for effective irrigation across diverse applications
 - Fully automated system for greater labor savings

→ Modes of Operation

Product Illustration	Mode	Description
	Normal	Full opening at the beginning of irrigation cycle
	Flushing	While pressure builds up in lateral, water velocity flushes the debris out through opening
	Closing	Small quantity of water flows into upper chamber, causing diaphragm to seal openings. It remains sealed until irrigation cycle ends, then the diaphragm gradually opens again

The automatic flush valve can be connected to the laterals with one of the following Netafim™ adapters (to be ordered separately):

Product Illustration	Product Description	Catalog Number
	Fast ring 16 adapter FTH 1/2" with ring	32500-018047
	Fast ring 16 adapter FTH 1/2" w/o ring	32500-018065
	Ring 16 for fast ring connector (27-32mil)	32500-017600
	Ring 16/17 for fast ring connector (0.9, 1.0, 1.2mm)	32000-006950
	Fast ring 22 adapter FTH 1/2" with ring	32500-018265
	Fast ring 22 adapter FTH 1/2" w/o ring	32500-018245
	Ring 22 for fast ring connector (32mil)	32500-017740
	Barb 16 adapter FTH 1/2"	32500-013380
	Barb 17 adapter FTH 1/2"	32500-007560
	Barb 20 adapter FTH 1/2"	32500-010275
	Barb 23 adapter FTH 1/2"	32500-010290

→ Technical Information

Model	Closing Pressure (bar)	Approx. Duration of Flushing (sec.)	Material	Max. Working Pressure (bar)
16 mm fast ring	0.05	10.0	P.P. & EPDM	4.0
16 mm barb	0.06	10.0	Acetal, P.P. & EPDM	4.0
1/2" MTH	0.06	12.0	P.P. & EPDM	4.0

→ Logistic Information

Model	Quantity (units)	Dimensions (cm)	Weight (kg)	Catalog Number
16 mm fast ring Black	160	32 X 29 x 49	9.25	32000-007800
16 mm fast ring Brown	160	32 X 29 x 49	9.25	32000-007900
16 mm barb Black	160	32 X 29 x 49	9.25	32000-007960
1/2" MTH	160	32 X 29 x 49	9.25	32000-007850

NetFlush™

CONTROLLED FLUSH VALVE

Line flushing is no longer a headache, it's a job growers can do on the go, keeping their irrigation system debris-free and maximizing its performance and longevity.



W / Ring



Threaded



Labor saving



Optimal flushing performance



Cost effective

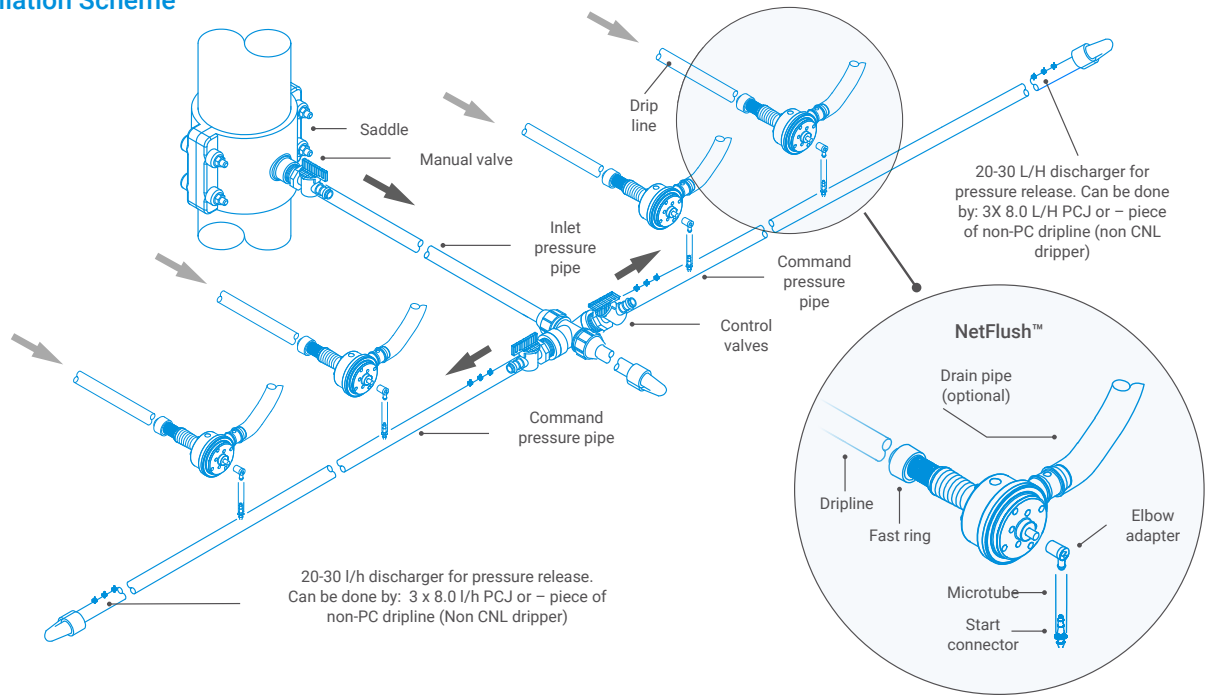
/ Benefits & Features

- NetFlush™ allows growers to flush driplines frequently, at the right timing intervals
- Efficient flushing hydraulic conditions: velocity, flow rate, pressure and volume
- Each dripline is flushed individually
- Enables clear visibility of dripline drainage to ensure line flushing quality
- The only Normally Closed (NC) flush valve in the market, ensuring maximum safety
- Easy to operate by a single hydraulic command
- Flush either automatically via irrigation controller or manually
- Flushes a cluster of driplines at once
- Reduces labor time by ~ 90% compared to end line devices
- Reduces installation time compared to line flushing collector
- NetFlush™ investment pays for itself after < 1 year, considering labor costs
- Reduces energy cost thanks to hydraulic superiority, efficient layout and economic installation
- NetFlush™ can be installed in any permanent drip system, either sub or on surface

/ Specifications

- Compatible with - Thin / Medium / Heavy wall driplines
- Compatible with range of dripline diameters: 16 - 23mm
- Mechanically robust and resistant to chemicals
- UV resistant

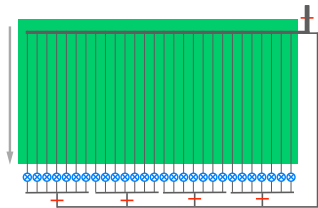
→ Installation Scheme



→ Optional Layouts

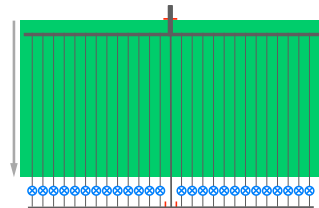
Layout 1

Control valves scattered along the edge of the field



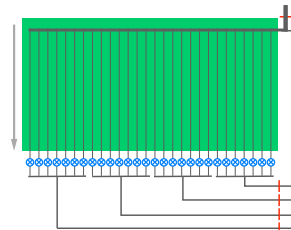
Layout 2

Pair of control valves clustered at the edge of the irrigation block



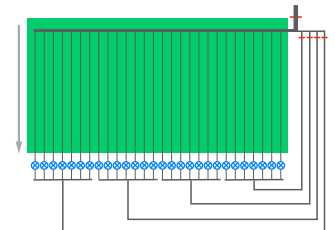
Layout 3

Control valves clustered at the corner of the irrigation block



Layout 4

Control valves clustered next to the irrigation block valve



⊗ = NetFlush™

→ Logistics Information

Description	Quantity per Box (units)	Box Dimensions (mm)	Box Weight (kg)	Boxes Per Pallet	Catalog Number
NetFlush™ valve 16 with inlet filter w/o ring (for 16, 17mm dripline)	300		9		32000-007810
NetFlush™ valve 16 with inlet filter + blue ring (for 16, 17mm dripline)	300	560 x 270 x 248	9.3	32	32000-007811
NetFlush™ valve with ½" male inlet thread (for 16-23mm dripline)	300		9		32000-020635

→ Complementary Products

Product Name	Product Description	Units / Length	Catalog Number
Start-barb connector to 3x5 micro-tube	Connects the command pressure pipe to the micro-tube	1 Unit	32000-001900
Elbow adapter barb 3x5, inlet: female press-fit colored Black	Connects the micro-tube to netflush outlet	1 Unit	32000-002520
Micro-tube spe 3x5 100m coil	Connects the adapter to the start connector	100m	40000-002000
Ring only 16 Blue	Connects the thin wall dripline to the NetFlush™	1 Unit	32500-017400
Ring only 16 White	Connects medium / heavy wall dripline to the NetFlush™	1 Unit	32500-017600
Barb 16 adapter to ½" FTH	Connects the ½" MTH NetFlush™ to 16mm dripline	1 Unit	32500-013380
Barb 17 adapter to ½" FTH	Connects the ½" MTH NetFlush™ to 17mm dripline	1 Unit	32500-007560
Barb 20 adapter to ½" FTH	Connects the ½" MTH NetFlush™ to 20mm dripline	1 Unit	32500-010275
Barb 23 adapter to ½" FTH	Connects the ½" MTH NetFlush™ to 23mm dripline	1 Unit	32500-010290
S.R-small filter	Assembled with ½" MTH NetFlush™ connect to barb adapter of 20mm dripline	1 Unit	60101-001000

DNL

Durable, versatile dripline non-leakage (DNL) valves. Featuring an innovative design, our DNL valves ensure water always remains in the main distribution line to enable intensive pulsed irrigation in greenhouses, nurseries and orchards, as well as sloped irrigation.



Best for pulse irrigation & topology



Maximum reliability



High durability

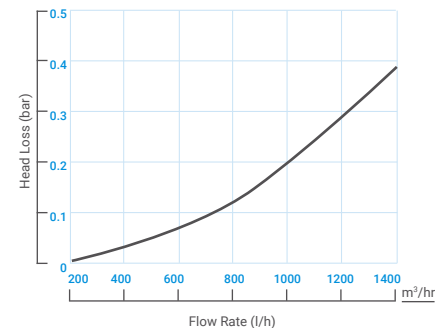
/ Benefits & Features

- Automatic shutdown at end of irrigation cycle for continuous water retention in the main distribution line
- Automatic shutdown at desired pressure level for greater energy savings
- Ultrasonic welding of newly improved body for leakage prevention
- Dedicated cover for effective subsurface drip irrigation (SDI) installations
- Innovative design for prevention of drainage into low areas during sloped irrigation at high inclines


→ Technical Information

Flow Rate Rec. Range (l/h)	Max. Working Pressure (bar)	Min. Operating Pressure (bar)	Shut-Off Pressure (bar)	Inlet/Outlet	Color
0-1000	4.0	0.8	0.2	1/2" MTH	Red
0-1000	4.0	1.2	0.4	1/2" MTH	Black
0-1000	4.0	1.6	0.6	1/2" MTH	Brown
0-1000	4.0	2.0	0.8	1/2" MTH	Blue






→ Head Loss



→ Logistic Information

Product Illustration	Product Description	Catalog Number
	DNL valve 1/2" MTH 0.2bar	32000-003550
	DNL valve 1/2" MTH 0.2bar 10/bag	32000-003555
	DNL valve 1/2" MTH 0.2bar + SDI cover	32000-003558
	DNL valve 1/2" MTH 0.4bar	32000-003560
	DNL valve 1/2" MTH 0.4bar /10bag	32000-003565
	DNL valve 1/2" MTH 0.4bar + SDI cover	32000-003568
	DNL valve 1/2" MTH 0.6bar	32000-003570
	DNL valve 1/2" MTH 0.6bar 10/bag	32000-003580
	DNL valve 1/2" MTH 0.6bar + SDI cover	32000-003590
	DNL valve 1/2" MTH 0.8bar	32000-003595
	DNL valve 1/2" MTH 0.8bar 10/bag	32000-003597
	DNL valve 1/2" MTH 0.8bar + SDI cover	32000-003592

The DNL valve can be connected to the laterals with one of the following Netafim™ adapters (to be ordered separately):

Product Illustration	Product Description	Catalog Number
	Fast ring 16 adapter FTH 1/2" with ring	32500-018047
	Fast ring 16 adapter FTH 1/2" w/o ring	32500-018065
	Fast ring 22 adapter FTH 1/2" with ring	32500-018265
	Fast ring 22 adapter FTH 1/2" w/o ring	32500-018245
	Barb 16 adapter FTH 1/2"	32500-013380
	Barb 17 adapter FTH 1/2"	32500-007560
	Barb 20 adapter FTH 1/2"	32500-010275
	Barb 23 adapter FTH 1/2"	32500-010290

→ Packaging Data

Model	Weight (kg)	Dimensions (cm)	Quantity (units)
DBL w/MTH connection	7.1	24.8 x 27 x 56	350

Pressure Regulators

Accurate regulators for ensuring uniform pressure.



Accurate



Maximum reliability



Versatility



3/4" In-line



3/4" x 1 (2000)



1 1/2" x 2 (2000)



2" x 4 (2000)



2" x 6 (2000)



3" x 10 (2000)

Overview

- Ensuring continuous non-peak, consistent pressure and maximum system uptime, our highly accurate pressure regulators are available in two models
- PRV 2000:** Located near the head control, this model is available at various outlet pressures
- In-line PRV:** Located at the dripline, sprinkler or conduction/distribution pipe entry point, this model is suitable for low-flow rates that are most prevalent in sloped irrigation applications.

→ Pressure Regulators Selection

Product	Model	Min. Flow Rate (m ³ /h)	Max. Flow Rate (m ³ /h)	Max. Inlet Pressure (bar)	Body Material
3/4" In-line PRV (low flow)	In-line PRV	0.08	1.0	10	Plastic, Black
3/4" In-line PRV (acid resistant)	In-line PRV	0.08	1.0	4	Plastic, Purple
3/4" (1 Regulating unit)	2000	1.2	4.5	10	Plastic, Black
1 1/2" (2 Regulating units)	2000	2.4	9.0	10	Plastic, Black
2" (4 Regulating units)	2000	4.8	18.0	10	Plastic, Black
2" (6 Regulating units)	2000	7.2	27.0	10	Brass
3" (10 Regulating units)	2000	12	45.0	10	Brass

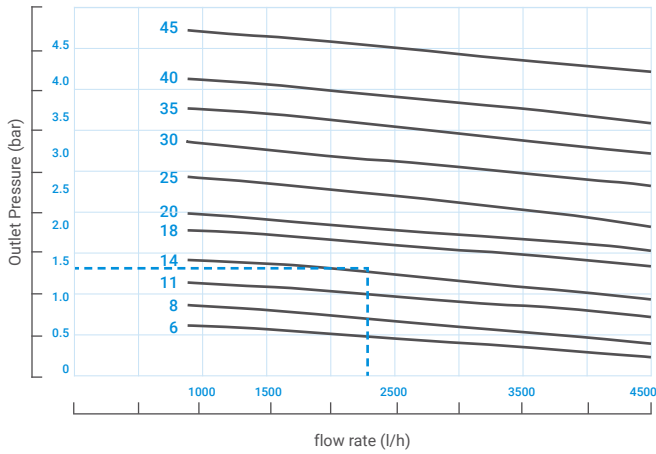
→ Regulating Units for 2000 Series Selection

0.6, 0.8, 1.1, 1.4, 1.8, 2.0, 2.5, 3.0, 3.5, 4.0, 4.5

* Outlet pressure in bar

→ PRV 2000 Series

Outlet pressure vs. flow rate

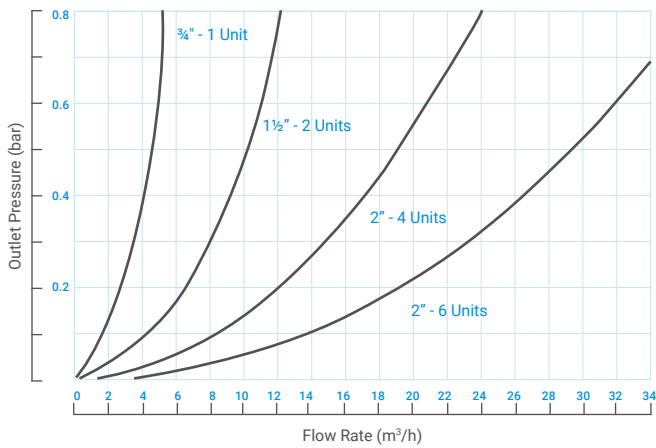


→ Example: Flow Rate – Output Pressure

- Given flow rate = 14.0m³/h
- Required output pressure = 1.4bar
- Calculation: Selected product = PRV 2"x 6 springs
- Head loss across the PRV unit at 14.0m³/h = 0.12bar (graph 2)
- Flow rate per spring = 14:6 = 2.3m³/h
- Selected spring 1.4 = output pressure at 2.3m³/h is 1.4bar (graph 1)
- Total minimum required inlet pressure = 1.4 + 0.12 + 0.2 (0.2bar is constant addition to move the piston out) = 1.72bar
- Spring pressure regulator valve = > head loss + actual output pressure + 0.2bar = minimum required inlet pressure

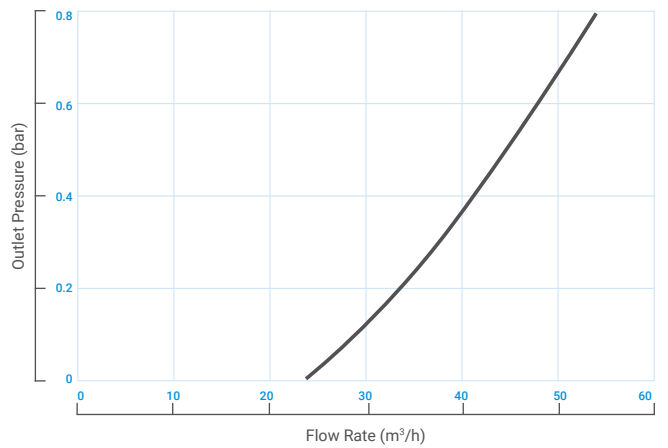
→ Pressure Regulators

Head loss vs. flow rate



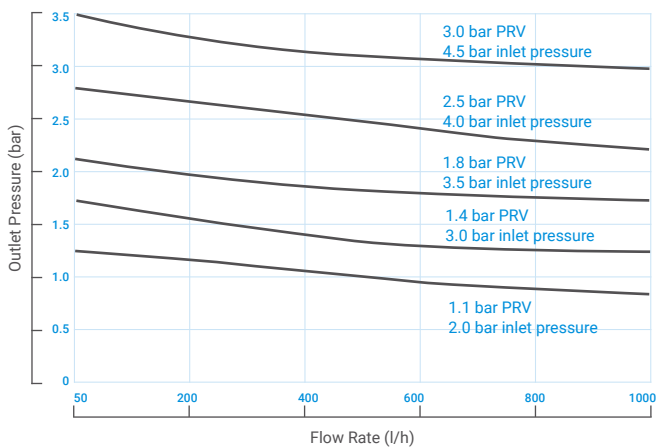
→ 3" x 10

Head loss vs. flow rate



→ In Line PRV Outlet

Pressure vs. flow rate




→ In-Line PRV Low Flow Pressure Regulator

- Plastic body, corrosion resistant
- Stainless steel spring
- Min. flow rate 50l/h, max. flow rate 1000l/h
- Inlet and outlet connector 3/4" female
- Max. inlet pressure: 10bar
- Spring for drip irrigation: 1.1, 1.4 and 1.8bar
- Spring for sprinklers: 2.5 and 3.0bar with 1/2" female threaded at the outlet


→ Logistic Information

Product Illustration	Description	Flow Range (m ³ /h / gpm)	Nominal Output Pressure (bar / psi)	Max Operating Pressure (bar / psi)	Regulating Units (qty.)	Catalog Number
----------------------	-------------	---	--	---------------------------------------	----------------------------	----------------


In-Line PRV 3/4"

	Inline PRV 3/4" 1.1 bar 15 psi	0.08-1 / 0.35-4.4	1.1 / 15	10 / 145	1	31000-001000
	Inline PRV 3/4" 1.4 bar 20 psi	0.08-1 / 0.35-4.4	1.4 / 20	10 / 145	1	31000-001120
	Inline PRV 3/4" 1.8 bar 25 psi	0.08-1 / 0.35-4.4	1.8 / 25	10 / 145	1	31000-001160
	Inline PRV 3/4" 2.5 bar 35 psi	0.08-1 / 0.35-4.4	2.5 / 35	10 / 145	1	31000-001200
	Inline PRV 3/4" x 1/2" 2.5 bar 43 psi	0.08-1 / 0.35-4.4	2.5 / 35	10 / 145	1	31000-001210
	Inline PRV 3/4" 3.0 bar 43 psi	0.08-1 / 0.35-4.4	3.0 / 43	10 / 145	1	31000-001400
	Inline PRV 3/4" x 1/2" 2.5 bar 35 psi	0.08-1 / 0.35-4.4	2.5 / 35	10 / 145	1	31000-002200

In-Line PRV 3/4" for mining


	Inline PRV 3/4" 1.1 bar 15 psi mining	0.08-1 / 0.35-4.4	1.1 / 15	4 / 60	1	31000-001100
	Inline PRV 3/4" 1.4 bar 20 psi mining	0.08-1 / 0.35-4.4	1.4 / 20	4 / 60	1	31000-001140
	Inline PRV 3/4" 1.8 bar 25 psi mining	0.08-1 / 0.35-4.4	1.8 / 25	4 / 60	1	31000-001180
	Inline PRV 3/4" 2.5 bar 35 psi mining	0.08-1 / 0.35-4.4	2.5 / 35	4 / 60	1	31000-001300
	Inline PRV 3/4" x 1/2" 1.1 bar mining	0.08-1 / 0.35-4.4	1.1 / 15	4 / 60	1	31000-002300
	Inline PRV 3/4" x 1/2" 1.4 bar mining	0.08-1 / 0.35-4.4	1.4 / 20	4 / 60	1	31000-002330
	Inline PRV 3/4" x 1/2" 1.8 bar mining	0.08-1 / 0.35-4.4	1.8 / 25	4 / 60	1	31000-002360
	Inline PRV 3/4" x 1/2" 2.5 bar mining	0.08-1 / 0.35-4.4	2.5 / 35	4 / 60	1	31000-002390

PRV 2000 3/4"


	PRV 2000 3/4" 0.6 bar 9 psi	1.2-4.5 / 5.2-19.8	0.6 / 9	10 / 145	1	30500-001000
	PRV 2000 3/4" 0.8 bar 12 psi	1.2-4.5 / 5.2-19.8	0.8 / 12	10 / 145	1	30500-001100
	PRV 2000 3/4" 1.1 bar 15 psi	1.2-4.5 / 5.2-19.8	1.1 / 15	10 / 145	1	30500-001200
	PRV 2000 3/4" 1.4 bar 20 psi	1.2-4.5 / 5.2-19.8	1.4 / 20	10 / 145	1	30500-001300
	PRV 2000 3/4" 1.8 bar 25 psi	1.2-4.5 / 5.2-19.8	1.8 / 25	10 / 145	1	30500-001400
	PRV 2000 3/4" 2.0 bar 30 psi	1.2-4.5 / 5.2-19.8	2.0 / 30	10 / 145	1	30500-001500
	PRV 2000 3/4" 2.5 bar 35 psi	1.2-4.5 / 5.2-19.8	2.5 / 35	10 / 145	1	30500-001600
	PRV 2000 3/4" 3.0 bar 43 psi	1.2-4.5 / 5.2-19.8	3.0 / 43	10 / 145	1	30500-001700
	PRV 2000 3/4" 3.5 bar 50 psi	1.2-4.5 / 5.2-19.8	3.5 / 50	10 / 145	1	30500-001800
	PRV 2000 3/4" 4.0 bar 57 psi	1.2-4.5 / 5.2-19.8	4.0 / 57	10 / 145	1	30500-001900
	PRV 2000 3/4" 4.5 bar 65 psi	1.2-4.5 / 5.2-19.8	4.5 / 65	10 / 145	1	30500-002000

Product Illustration	Description	Flow Range (m ³ /h / gpm)	Nominal Output Pressure (bar / psi)	Max Operating Pressure (bar / psi)	Regulating Units (qty.)	Catalog Number
----------------------	-------------	---	--	---------------------------------------	----------------------------	----------------

PRV 2000 1.5" 2 Units


	PRV 2000 1½" 0.6 bar 9 psi 2u	2.4-9 / 10.4-39.6	0.6 / 9	10 / 145	2	30520-001000
	PRV 2000 1½" 0.8 bar 12 psi 2u	2.4-9 / 10.4-39.6	0.8 / 12	10 / 145	2	30520-001100
	PRV 2000 1½" 1.1 bar 15 psi 2u	2.4-9 / 10.4-39.6	1.1 / 15	10 / 145	2	30520-001200
	PRV 2000 1½" 1.4 bar 20 psi 2u	2.4-9 / 10.4-39.6	1.4 / 20	10 / 145	2	30520-001300
	PRV 2000 1½" 1.8 bar 25 psi 2u	2.4-9 / 10.4-39.6	1.8 / 25	10 / 145	2	30520-001400
	PRV 2000 1½" 2.0 bar 30 psi 2u	2.4-9 / 10.4-39.6	2.0 / 30	10 / 145	2	30520-001500
	PRV 2000 1½" 2.5 bar 35 psi 2u	2.4-9 / 10.4-39.6	2.5 / 35	10 / 145	2	30520-001600
	PRV 2000 1½" 3.0 bar 43 psi 2u	2.4-9 / 10.4-39.6	3.0 / 43	10 / 145	2	30520-001700
	PRV 2000 1½" 3.5 bar 50 psi 2u	2.4-9 / 10.4-39.6	3.5 / 50	10 / 145	2	30520-001800
	PRV 2000 1½" 4.0 bar 57 psi 2u	2.4-9 / 10.4-39.6	4.0 / 57	10 / 145	2	30520-001900
	PRV 2000 1½" 4.5 bar 65 psi 2u	2.4-9 / 10.4-39.6	4.5 / 65	10 / 145	2	30520-002000

PRV 2000 2" 4 Units


	PRV 2000 2" BSPT 0.6 bar 9 psi 4u PL	4.8-18 / 20.8-79.2	0.6 / 9	10 / 145	4	30540-000900
	PRV 2000 2" BSPT 0.8 bar 12 psi 4u PL	4.8-18 / 20.8-79.2	0.8 / 12	10 / 145	4	30540-000901
	PRV 2000 2" BSPT 1.1 bar 15 psi 4u PL	4.8-18 / 20.8-79.2	1.1 / 15	10 / 145	4	30540-000902
	PRV 2000 2" BSPT 1.4 bar 20 psi 4u PL	4.8-18 / 20.8-79.2	1.4 / 20	10 / 145	4	30540-000903
	PRV 2000 2" BSPT 1.8 bar 25 psi 4u PL	4.8-18 / 20.8-79.2	1.8 / 25	10 / 145	4	30540-000904
	PRV 2000 2" BSPT 2.0 bar 30 psi 4u PL	4.8-18 / 20.8-79.2	2.0 / 30	10 / 145	4	30540-000905
	PRV 2000 2" BSPT 2.5 bar 35 psi 4u PL	4.8-18 / 20.8-79.2	2.5 / 35	10 / 145	4	30540-000906
	PRV 2000 2" BSPT 3.0 bar 43 psi 4u PL	4.8-18 / 20.8-79.2	3.0 / 43	10 / 145	4	30540-000907
	PRV 2000 2" BSPT 3.5 bar 50 psi 4u PL	4.8-18 / 20.8-79.2	3.5 / 50	10 / 145	4	30540-000908
	PRV 2000 2" BSPT 4.0 bar 57 psi 4u PL	4.8-18 / 20.8-79.2	4.0 / 57	10 / 145	4	30540-000909
	PRV 2000 2" BSPT 4.5 bar 65 psi 4u PL	4.8-18 / 20.8-79.2	4.5 / 65	10 / 145	4	30540-000910
	PRV 2000 2" NPT 0.6 bar 9 psi 4u PL	4.8-18 / 20.8-79.2	0.6 / 9	10 / 145	4	30540-000950
	PRV 2000 2" NPT 0.8 bar 12 psi 4u PL	4.8-18 / 20.8-79.2	0.8 / 12	10 / 145	4	30540-000951
	PRV 2000 2" NPT 1.1 bar 15 psi 4u PL	4.8-18 / 20.8-79.2	1.1 / 15	10 / 145	4	30540-000952
	PRV 2000 2" NPT 1.4 bar 20 psi 4u PL	4.8-18 / 20.8-79.2	1.4 / 20	10 / 145	4	30540-000953
	PRV 2000 2" NPT 1.8 bar 25 psi 4u PL	4.8-18 / 20.8-79.2	1.8 / 25	10 / 145	4	30540-000954
	PRV 2000 2" NPT 2.0 bar 30 psi 4u PL	4.8-18 / 20.8-79.2	2.0 / 30	10 / 145	4	30540-000955
	PRV 2000 2" NPT 2.5 bar 35 psi 4u PL	4.8-18 / 20.8-79.2	2.5 / 35	10 / 145	4	30540-000956
	PRV 2000 2" NPT 3.0 bar 43 psi 4u PL	4.8-18 / 20.8-79.2	3.0 / 43	10 / 145	4	30540-000957
	PRV 2000 2" NPT 3.5 bar 50 psi 4u PL	4.8-18 / 20.8-79.2	3.5 / 50	10 / 145	4	30540-000958
PRV 2000 2" NPT 4.0 bar 57 psi 4u PL	4.8-18 / 20.8-79.2	4.0 / 57	10 / 145	4	30540-000959	
PRV 2000 2" NPT 4.5 bar 65 psi 4u PL	4.8-18 / 20.8-79.2	4.5 / 65	10 / 145	4	30540-000960	

Product Illustration	Description	Flow Range (m ³ /h / gpm)	Nominal Output Pressure (bar / psi)	Max Operating Pressure (bar / psi)	Regulating Units (qty.)	Catalog Number
----------------------	-------------	---	--	---------------------------------------	----------------------------	----------------

PRV 2000 2" 6 Units

	PRV 2000 2" BSPP 0.6 bar 9 psi 6u	7.2-27 / 31.2-118.8	0.6 / 9	10 / 145	6	30560-001000
	PRV 2000 2" BSPP 0.8 bar 12 psi 6u	7.2-27 / 31.2-118.8	0.8 / 12	10 / 145	6	30560-001100
	PRV 2000 2" BSPP 1.1 bar 15 psi 6u	7.2-27 / 31.2-118.8	1.1 / 15	10 / 145	6	30560-001200
	PRV 2000 2" BSPP 1.4 bar 20 psi 6u	7.2-27 / 31.2-118.8	1.4 / 20	10 / 145	6	30560-001300
	PRV 2000 2" BSPP 1.8 bar 25 psi 6u	7.2-27 / 31.2-118.8	1.8 / 25	10 / 145	6	30560-001400
	PRV 2000 2" BSPP 2.0 bar 30 psi 6u	7.2-27 / 31.2-118.8	2.0 / 30	10 / 145	6	30560-001500
	PRV 2000 2" BSPP 2.5 bar 35 psi 6u	7.2-27 / 31.2-118.8	2.5 / 35	10 / 145	6	30560-001600
	PRV 2000 2" BSPP 3.0 bar 43 psi 6u	7.2-27 / 31.2-118.8	3.0 / 43	10 / 145	6	30560-001700
	PRV 2000 2" BSPP 3.5 bar 50 psi 6u	7.2-27 / 31.2-118.8	3.5 / 50	10 / 145	6	30560-001800
	PRV 2000 2" BSPP 4.0 bar 57 psi 6u	7.2-27 / 31.2-118.8	4.0 / 57	10 / 145	6	30560-001900
	PRV 2000 2" BSPP 4.5 bar 65 psi 6u	7.2-27 / 31.2-118.8	4.5 / 65	10 / 145	6	30560-002000
	PRV 2000 2" NPT 0.6 bar 9 psi 6u	7.2-27 / 31.2-118.8	0.6 / 9	10 / 145	6	30560-002100
	PRV 2000 2" NPT 0.8 bar 12 psi 6u	7.2-27 / 31.2-118.8	0.8 / 12	10 / 145	6	30560-002200
	PRV 2000 2" NPT 1.1 bar 15 psi 6u	7.2-27 / 31.2-118.8	1.1 / 15	10 / 145	6	30560-002300
	PRV 2000 2" NPT 1.4 bar 20 psi 6u	7.2-27 / 31.2-118.8	1.4 / 20	10 / 145	6	30560-002400
	PRV 2000 2" NPT 1.8 bar 25 psi 6u	7.2-27 / 31.2-118.8	1.8 / 25	10 / 145	6	30560-002500
	PRV 2000 2" NPT 2.0 bar 30 psi 6u	7.2-27 / 31.2-118.8	2.0 / 30	10 / 145	6	30560-002600
	PRV 2000 2" NPT 2.5 bar 35 psi 6u	7.2-27 / 31.2-118.8	2.5 / 35	10 / 145	6	30560-002700
	PRV 2000 2" NPT 3.0 bar 43 psi 6u	7.2-27 / 31.2-118.8	3.0 / 43	10 / 145	6	30560-002800
	PRV 2000 2" NPT 3.5 bar 50 psi 6u	7.2-27 / 31.2-118.8	3.5 / 50	10 / 145	6	30560-002900
PRV 2000 2" NPT 4.0 bar 57 psi 6u	7.2-27 / 31.2-118.8	4.0 / 57	10 / 145	6	30560-003000	
PRV 2000 2" NPT 4.5 bar 65 psi 6u	7.2-27 / 31.2-118.8	4.5 / 65	10 / 145	6	30560-003100	

PRV 2000 3" 10 Units

	PRV 2000 3" BSPP 0.6 bar 9 psi 10u	12-45 / 52-198	0.6 / 9	10 / 145	10	30580-001000
	PRV 2000 3" BSPP 0.8 bar 12 psi 10u	12-45 / 52-198	0.8 / 12	10 / 145	10	30580-001100
	PRV 2000 3" BSPP 1.1 bar 15 psi 10u	12-45 / 52-198	1.1 / 15	10 / 145	10	30580-001200
	PRV 2000 3" BSPP 1.4 bar 20 psi 10u	12-45 / 52-198	1.4 / 20	10 / 145	10	30580-001300
	PRV 2000 3" BSPP 1.8 bar 25 psi 10u	12-45 / 52-198	1.8 / 25	10 / 145	10	30580-001400
	PRV 2000 3" BSPP 2.0 bar 30 psi 10u	12-45 / 52-198	2.0 / 30	10 / 145	10	30580-001500
	PRV 2000 3" BSPP 2.5 bar 35 psi 10u	12-45 / 52-198	2.5 / 35	10 / 145	10	30580-001600
	PRV 2000 3" BSPP 3.0 bar 43 psi 10u	12-45 / 52-198	3.0 / 43	10 / 145	10	30580-001700
	PRV 2000 3" BSPP 3.5 bar 50 psi 10u	12-45 / 52-198	3.5 / 50	10 / 145	10	30580-001800
	PRV 2000 3" BSPP 4.0 bar 57 psi 10u	12-45 / 52-198	4.0 / 57	10 / 145	10	30580-001900
	PRV 2000 3" BSPP 4.5 bar 65 psi 10u	12-45 / 52-198	4.5 / 65	10 / 145	10	30580-002000
	PRV 2000 3" NPT 0.6 bar 9 psi 10u	12-45 / 52-198	0.6 / 9	10 / 145	10	30580-002100
	PRV 2000 3" NPT 0.8 bar 12 psi 10u	12-45 / 52-198	0.8 / 12	10 / 145	10	30580-002200
	PRV 2000 3" NPT 1.1 bar 15 psi 10u	12-45 / 52-198	1.1 / 15	10 / 145	10	30580-002300
	PRV 2000 3" NPT 1.4 bar 20 psi 10u	12-45 / 52-198	1.4 / 20	10 / 145	10	30580-002400
	PRV 2000 3" NPT 1.8 bar 25 psi 10u	12-45 / 52-198	1.8 / 25	10 / 145	10	30580-002500
	PRV 2000 3" NPT 2.0 bar 30 psi 10u	12-45 / 52-198	2.0 / 30	10 / 145	10	30580-002600
	PRV 2000 3" NPT 2.5 bar 35 psi 10u	12-45 / 52-198	2.5 / 35	10 / 145	10	30580-002700
	PRV 2000 3" NPT 3.0 bar 43 psi 10u	12-45 / 52-198	3.0 / 43	10 / 145	10	30580-002800
	PRV 2000 3" NPT 3.5 bar 50 psi 10u	12-45 / 52-198	3.5 / 50	10 / 145	10	30580-002900
PRV 2000 3" NPT 4.0 bar 57 psi 10u	12-45 / 52-198	4.0 / 57	10 / 145	10	30580-003000	
PRV 2000 3" NPT 4.5 bar 65 psi 10u	12-45 / 52-198	4.5 / 65	10 / 145	10	30580-003100	

Product Illustration	Description	Catalog Number
----------------------	-------------	----------------

Spare Parts for PRV 2000



Regulating unit 2000 0.6 bar 9 psi	31500-001000
Regulating unit 2000 0.8 bar 12 psi	31500-001100
Regulating unit 2000 1.1 bar 15 psi	31500-001200
Regulating unit 2000 1.4 bar 20 psi	31500-001300
Regulating unit 2000 1.8 bar 25 psi	31500-001400
Regulating unit 2000 2.0 bar 30 psi	31500-001500
Regulating unit 2000 2.5 bar 35 psi	31500-001600
Regulating unit 2000 3.0 bar 43 psi	31500-001700
Regulating unit 2000 3.5 bar 50 psi	31500-001800
Regulating unit 2000 4.0 bar 57 psi	31500-001900
Regulating unit 2000 4.5 bar 65 psi	31500-002000
PRV 2000 ¾" - Body replacement kit	31500-002020
PRV 2000 1½" - Body replacement kit	31500-002030
PRV 2000 2" 4u BSPT - b.replacement kit	31500-018910
PRV 2000 2" 4u NPT - b.replacement kit	31500-018900
PRV 2000 2" 6u BSPP - b.replacement kit	31500-002060
PRV 2000 2" 6u NPT - b.replacement kit	31500-002070
PRV 2000 2" 6u NPT - b.replacement kit 5/case	31500-002075
PRV 2000 3" 10u BSPP - b.replacement kit	31500-002080
PRV 2000 3" 10u NPT - b.replacement kit	31500-002090

Pressure Indicator

Easy-to install visual water pressure indicator. Based on a simple design, our pressure indicator alerts in-field workers regarding water pressure level changes that need to be addressed immediately.



Visible



Maximum reliability



Easy installation



p = 0.0 bar



p = 0.3 bar



p = 0.5 bar

/ Benefits & Features

- Colored flag indicator for clear, long-distance visibility
- Real-time indicator mechanism for rapid control of dripline pressure
- Simple design for easy installation and minimal maintenance

→ Installation Stages

1. Insert the start connector
 2. Drive the stake into the ground
- No need for maintenance, adjustment or measurement

→ Pressure Indicator Includes:


- Body w/flag
- Micro-tube SPE 3x5 mm, 90 cm length
- Start connector
- Plastic stake (33 cm)

→ Logistic Information

	Units	Dimensions (cm)	Weight (kg)	Catalog Number
Box	50	32 x 29 x 49	5.10	32000-002600

Hand Tools

Easy-to-use tools for various types of accessories. It not only simplifies the installation process but also eliminates potential leakings and malfunction across the irrigation applications.



Cost effective



Labor saving



Versatility

/ Benefits & Features

- **Cost effective** Reduced labor through simple and fast installation achieved thanks to unique product designs and thanks to our state-of-the art tools accessories which do not require any additional heating process, glue or Teflon
- **Saves labor** Simplifies and shortens the installation process
- **Versatile** Easy installation and handling with minimal maintenance

→ Punches and Inserts Catalog Numbers

Description	Blade Size	Color	Catalog Number
MINI PUNCH W/2MM BLADE (MP2)	2.0mm	Black	45000-001525
MINI PUNCH W/3MM BLADE (MP3)	3.0mm	Purple	45000-001530
MINI PUNCH W/4MM BLADE (MP3)	4.0mm	Red	*
MINI PUNCH GRIP W/3MM BLADEMPG	3.0mm	Purple	*
HANDLE TOOL FOR PCJ SELF PIERCING	-	Black	45000-001390
MINI PUNCH 3.5 (FOR F.D)	3.5mm	Orange	45000-001350
MINI PUNCH 3.7MM WITH OPTION OF 8MM BACK INSERSION	3.7mm	Green	45000-001397
DR. ZIP INSERTION TOOL	-	Purple	45000-000150
PUNCH 2.0MM QUICK CUT 16&20MM (T1-2)	2.0mm	Red	*
PUNCH 3MM FOR PE 16&20MM (T1-3)	3.0mm	Blue	45000-001600
PUNCH & INSERTION 3MM F/PE 16&20MM (T1-3N)	3.0mm	Blue	45000-001620*
PUNCE & PUNCH 4 MM F/PE 16&20 MM(T1-4)	4.0mm	Green	45000-001610
PINCE & PUNCH 3MM FOR PE 25&32 MM (T2-3)	3.0mm	Blue	45000-001615
PINCE &PUNCH 4 MM FOR PE 25&32 MM (T2-4)	4.0mm	Green	*
PUNCH 2MM UNIVERSAL 16 32MM (UP2)	2.0mm	Yellow	*
PUNCH 2.8MM UNIVERSAL 16 32MM (UP3)	2.8mm	Orange	45000-001630
UNIVERSAL PUNCH 3.7MM GREEN BLADE	3.7mm	Green	45000-001396
QUICK ALL PUNCH 3MM/.125 PLAS.W/O INSERT	3.0mm	Blue	45000-001200
QUICK ALL PUNCH 4MM PLASTIC W/O INSERTER	4.0mm	Green	45000-001205
QUICK ALL PUNCH 3MM/.125 PLAS.W/O INSERT	3.0mm	Blue	45000-001300
PLASTIC PUNCH 4MM WITH INSERTER ADAPTOR	4.0mm	Green	45000-001305
PLASTIC PUNCH 3MM WITH BRASS INSERTER	3.0mm	Blue	45000-001320
PLASTIC PUNCH 4MM WITH BRASS INSERTER	4.0mm	Green	*
SP-PCJ-PUNCHER 3MM&INSERER F/PCJSP-PC	3.0mm	Blue	45000-000009
SP-PC - PUNCHER 3MM&INSERER F/PC DRIPPER	3.0mm	Blue	45000-000010
SP-PCJ ELBOW-PUNCHER 3MM&INS.F/PCJ ELBOW	3.0mm	Blue	45000-000011
PUNCH FOR START CONNECTOR R4-K7.5	7.5mm	Black	45000-001650
GRIP/INSERTER START CONNECTOR-BAND LESS	7.5mm	Green	45000-002000
R4-P12N WITH 12MM BLADE	12.0mm	Black	*
QUICK ALL PUNCH 6MM PLASTIC W/O INSERTER	6mm	Blue	45000-001210
PUNCH 8 MM PLASTIC W/INSERTER ADAPTOR	12.0mm	Red	45000-001450
TRIGGER SINGLE PUNCH 3MM	3.0mm	-	45000-001370
TRIGGER DUAL PUNCH 2MM+3MM	2.0-3.0mm	-	45000-001371
TRIGGER TRIPPLE PUNCH 2MM+3MM+4MM	2.0, 3.0, 4.0mm	-	45000-001372
GARDEN KIT	2.0, 3.0, 4.0mm	Black Box	*
INSERTER DRIP.&CONN. W/TUBE 5MM/0.195	3*5mm	Orange	45000-002200
INSERTER DRIP&CONN. W/ TUBE 7MM/0.270	4*7mm	Blue	45000-002250
SUPER TALLI INSER.DRIP&.CONN.W/TUBE 5MM	3*5mm	Yellow	45000-002260
S.TALLI INSER.DRIP & .CON.W/TUBE 7MM/0.27	4*7mm	Green	45000-002270
ST-PN INSERTING FITTINGS INTO ADAPTED PE PIPES	-	-	*
TG 1	-	-	45000-002280
TALLI GRIP FOR SPIKE-MICRO TUBE 7/4 5/3	-	-	45000-002290
MP PCJ PUNCH AND INSERTION TOOL	-	Black	45000-000151
UP INSERTER TOOL FOR PCJ	-	Orange	45000-001380
4 OUTLETS INSERTION FOR 3*5 & 4*7 TUBE	-	-	45000-00285
ICP – CONNECTING PIPES WITH BARB CONNECTOR	16/17mm	Orange	45000-000004
ICP – CONNECTING PIPES WITH BARB CONNECTOR	20mm	Orange	45000-000005

* Catalog number available upon request

→ Drills Catalog Numbers

Description	Blade Size	Catalog Number
DRILL BIT FOR PE & PVC PIPE	7.5mm	45000-002754
DRILL BIT FOR PE & PVC PIPE	8mm	45000-002752
DRILL BIT FOR PE & PVC PIPE	12mm	45000-002753
DRILL BIT FOR PE & PVC PIPE	14mm	45000-002757
DRILL BIT FOR PE & PVC PIPE	15mm	99100-008700
DRILL BIT FOR PE & PVC PIPE	16mm	45000-002755
DRILL BIT FOR PE & PVC PIPE	19mm	45000-002760
DRILL BIT FOR PE & PVC PIPE	22mm	45000-002770
DRILL BIT FOR PE & PVC PIPE	25mm	79900-4750
TWIST PUNCH FOR 12MM HOLES & SADDLES	12.0mm	45000-003140
TWIST PUNCH FOR 15MM HOLES & SADDLES	15.5mm	45000-003145
TWIST PUNCH FOR 18MM (3/4") HOLES & SADDLES	18.0mm	*
C-CLUMP PLASTIC (SMALL) 8.2 MM	8.2mm	45000-002400
C-CLAMP PLASTIC (SMALL) 11MM/0.430	11.0mm	45000-002500
C-CLUMP PLASTIC (SMALL) 12 5 MM	12.0mm	45000-002800
KLIBA FOR PUNCH 8.2 MM (BIG)	8.2mm	45000-002450
C-CLUMP PLASTIC (BIG) 11 MM	11.0mm	45000-002550
C-CLUMP PLASTIC (BIG) 12 5 MM	12.0mm	45000-002900
C-CLUMP PLASTIC (BIG) 24 MM	24.0mm	*
QUICK DRILL PUNCH & INSERT QDB-7.5N	7.5mm	45000-002960
SIDE PUNCH & INSERT F/START.CONEC. 32-75 MM		45000-000160
GRIP/INSERTER START CONNECTOR PTI-7.5	7.5mm	45000-002010
GRIP/INSERTER START CONNECTOR SPARE BALDE	7.5mm	45000-002020
C-CLUMP PLASTIC (BIG) 12 5 MM	12.0mm	45000-002900
C-CLUMP PLASTIC (BIG) 24 MM	24.0mm	*
QUICK DRILL PUNCH & INSERT QDB-7.5N	7.5mm	45000-002960
SIDE PUNCH & INSERT F/START.CONEC. 32-75 MM		45000-000160
GRIP/INSERTER START CONNECTOR PTI-7.5	7.5mm	45000-002010
GRIP/INSERTER START CONNECTOR SPARE BALDE	7.5mm	45000-002020

→ Cutters Catalog Numbers

Description	Blade Size	Catalog Number
LAYFLAT PUNCH 14MM/0.5(LFC-14	14.0mm	45000-001540
LAYFLAT PUNCH 19MM/0.740"	19.0mm	45000-001550
LAYFLAT PUNCH 15 MM	15.0mm	45000-003145
17MM /0.66" PUNCH F/LAYFLAT	17.0mm	45000-001560
PUNCH F/PLN 20MM	20.0mm	45000-001570
PUNCH 16MM F/PLN/FTN START CONN	16.0mm	45000-001590
LAY FLAT A ALLEN KEY		45000-003280
LFC PFX-154 KEY		45000-001670
TIGHTENING WRENCH F/PLN/FTN START CONN.		45000-002160
LFC -H LAYFLAT KEY		45000-003260
TRIGGER CUTTER		*
NETAFIX NFP PUNCTURE FIX KIT BOX		42000-007000
NETAFIX NFP SPARE PARTS /20 BAG		42000-007010

* Catalog number available upon request

04-0724-ACC.&CON-CAT0094-EN



www.netafim.com